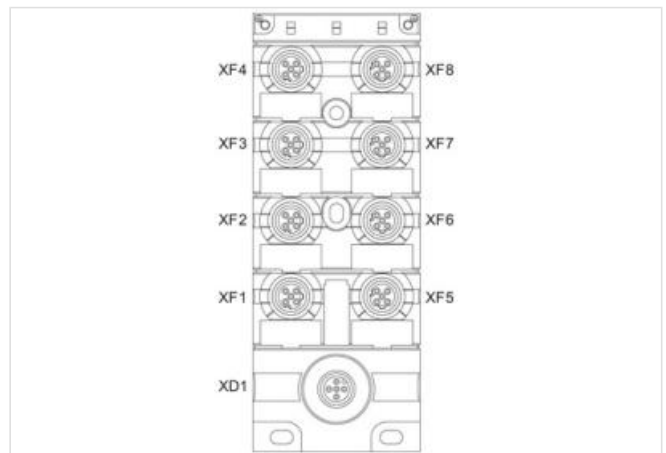
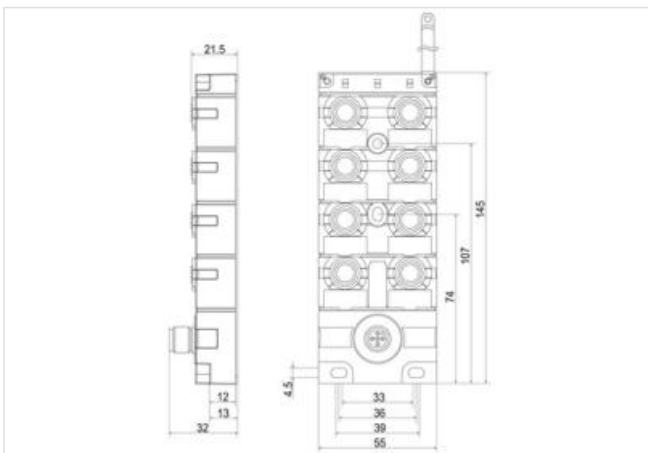
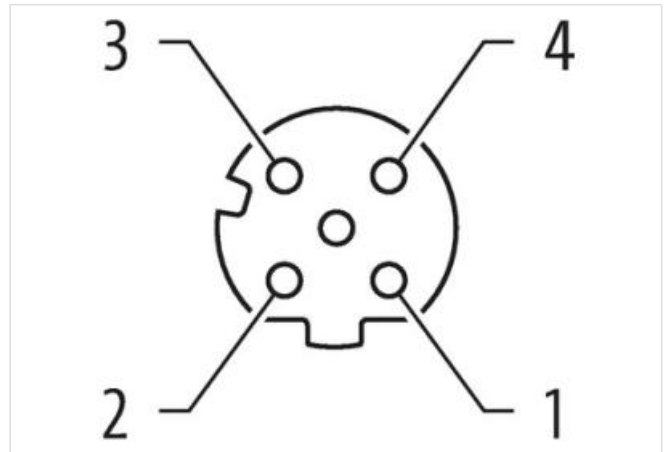


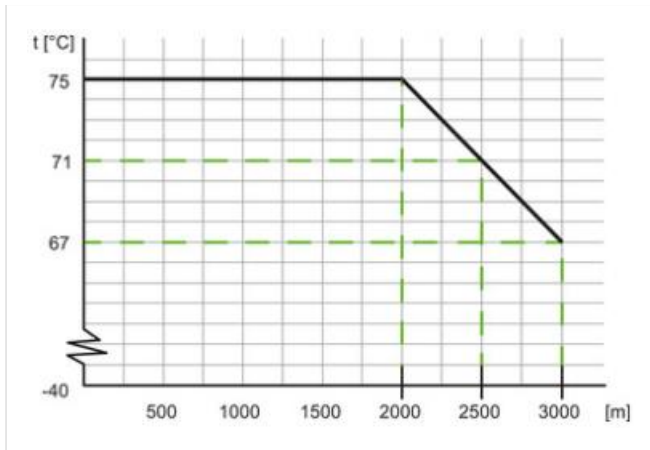
## Xelity 8 Port Switch IP67 100 Mbit/s

The Xelity product range is specially designed for use in industrial environments, with switches that have Ethernet ports for twisted pair cables. The unmanaged Xelity Switch IP67 is characterized by LED indicators that show the functionality of the power supply and existing data connections. It is extremely user-friendly thanks to plug-and-play and offers cost-effective network expansion with low power consumption and space requirements. Other features include IP67 certification for the housing and connections as well as a wide ambient temperature range of -40°C to min. 70°C. The mounting holes allow easy installation directly on various profile systems.

### [Link naar het product](#)

#### Afbeelding





Product van afwijken van afbeelding



#### General product information

Manufacturer name	Murrelektronik
Manufacturer product designation	Xelity-8TX-IP67-FE
Manufacturer product family	Xelity
Manufacturer product type	Switch
URI manufacturer	<a href="https://www.murrelektronik.com/">https://www.murrelektronik.com/</a>
URI product	<a href="https://shop.murrelektronik.com/58931/">https://shop.murrelektronik.com/58931/</a>

#### Commerciële gegevens

ECLASS-6.0	19170106
ECLASS-6.1	19170106
ECLASS-7.0	19170106
ECLASS-8.0	19170106
ECLASS-9.0	19170402
ECLASS-10.1	19170402
ECLASS-11.1	19170402
ECLASS-12.0	19170402
ETIM-5.0	EC000734
Douane tarief nummer	85176200
GTIN	4065909059715
Verpakkingseenheid	1

#### Electrical data | Supply

Operating voltage type	DC
Operating voltage DC min.	9 V
Operating voltage DC max.	45 V
Operating voltage DC	12 / 24 / 36 V
Power failure bridging time	10 ms
Idle current min.	10 mA
Power consumption max.	1,4 W
Current consumption max.	140 mA

#### Industrial communication

Number of HW interfaces (Industrial Ethernet)	8
Supported protocol	EtherNet/IP, PROFINET

Industrial communication   Ethernet functionality	
Topology type	line, star
Auto-crossover	yes
Auto-negotiation	yes
Auto-polarity	yes
Broadcast storm protection	yes
duplex	Full or half duplex
Energy-efficient Ethernet (IEEE 802.3az)	no
Flow control (IEEE 802.3x)	Back pressure, Pause-frames
Green Ethernet	no
Line topology (switch cascading max.)	infinite
LLDP frames	blocked
MAC address table max. (number of addresses)	1000
MDI	yes
Package buffer	0,448 Mbit
QoS unmanaged (IEEE 802.1p)	Round robin, 2 queues
RSTP frames	forwarding
Switch type	unmanaged
Switching procedure	Store & forward
VLAN unmanaged (IEEE 802.1Q)	Tag forwarding
Transmission type (Port 1)	100 BASE-T(X), 10 BASE-T
Transmission type (Port 2)	100 BASE-T(X), 10 BASE-T
Transmission type (Port 3)	100 BASE-T(X), 10 BASE-T
Transmission type (Port 4)	100 BASE-T(X), 10 BASE-T
Transmission type (Port 5)	100 BASE-T(X), 10 BASE-T
Transmission type (Port 6)	100 BASE-T(X), 10 BASE-T
Transmission type (Port 7)	100 BASE-T(X), 10 BASE-T
Transmission type (Port 8)	100 BASE-T(X), 10 BASE-T
Industrial communication   Profinet	
PROFINET conformance class	A
Diagnostics	
LED display	Power, Ethernet connection/data traffic
Installation	
Connection cross section max.	2,5 mm <sup>2</sup>
Installation   Connection	
Number ports	8
Device protection   Electrical	
Installation height max. ASL	3000 m
Degree of protection (EN IEC 60529)	IP65, IP67
Protection class (EN IEC 61140)	III
Overload protection device supply	no
Circuit Breakers	1 A
Additional condition protection class	Power supply must comply with SELV or PELV
Invers-polarity protection	yes
Pollution Degree	3
Protective circuitry input	Varistor, Suppressor diode
Galvanic separation (operating voltage)	no
Over voltage protection	yes
Device protection   Mechanical	
Free fall (EN 61131-2)	0,3 m

Shock resistance (EN IEC 60068-2-27)	30 g, 11 ms 6 x (X-, Y-, Z-axis)
Vibration resistance (EN IEC 60068-2-6)	3,5 mm (5 ... 9 Hz), 10 g (60 ... 150 Hz), 10 cycles, 3 axes

**Device protection | Media**

Flame resistance	flame retardant
------------------	-----------------

**Mechanical data | Material data**

Color housing	gray
Material housing	Zinc die-casting

**Mechanical data | Mounting data**

Net weight	485 g
Mounting method	screwed
Suitable for mounting type	horizontal, vertical, Wall mounting
mounting position	random
Height	145 mm
Width	55 mm
Depth	32 mm

**Environmental characteristics | Electromagnetic compatibility**

Interference emission	IEC 61000-6-3, IEC 61000-6-4, IEC 61000-6-8
Immunity to interference	IEC 61000-6-2, IEC 61131-2

**Environmental characteristics | Climatic**

Ambient temperature min.	-40 °C
Ambient temperature max.	75 °C
Storage temperature min.	-40 °C
Storage temperature max.	85 °C
Transport temperature min.	-40 °C
Transport temperature max.	85 °C
Relative humidity min. (operation)	10 % without dew formation, without condensation, without ice formation
Relative humidity max. (operation)	95 % without dew formation, without condensation, without ice formation
Assembly location	Interior

**Technical Data | Reliability**

MTTF	204 a, EN IEC 61709, SN 29500
Additional condition MTTF, MTBF	40 °C

**Environmental product conformity**

REACH	(EC) No 1907/2006
REACH-SVHC	(EC) No 1907/2006
RoHS	2011/65/EU Exception 6c & 7a & 7c1
China RoHS	EPUP-25
California Proposition 65	Ni CAS No. 7440-02-0
WEEE	Category 6
Halogen-free-Material	Material not Halogen-free
Pb-free-Material	2011/65/EU & (EU)2015/863

**Conformity**

CE	2014/30/EU 2011/65/EU
UKCA	Electromagnetic Compatibility Regulations 2016, The Restriction of the Use of Certain Hazardous Substances in Electrical and Electronic Equipment Regulations 2012
EMC	IEC/EN 61000-6-2 IEC/EN 61000-6-3

**Approvals**

UL	UL 61010-1 UL 61010-2-201
ULc	CSA C22.2 No. 61010-1-12 CSA C22.2 No. 61010-2-201

**Connection type 2**

Connection type 1	XD1
-------------------	-----

Connection type 2	XF1, XF2, XF3, XF4, XF5, XF6, XF7, XF8
Mounting method	screwed
Connection	Thread
Tightening torque	0,6 Nm
Family construction form	M12
Gender	male
Color contact carrier	black
Coding	A
No. of poles	5
PIN 1	24 V DC (UB 1)
PIN 2	24 V DC (UB 2)
PIN 3	0 V
PIN 4	0 V
PIN 5	FE
Mounting method	screwed
Cable length max.	100 m
Connection	Thread
Tightening torque	0,6 Nm
Family construction form	M12
Gender	female
Impedance connection cable	100 $\Omega$
Cable category min.	Cat5
Color contact carrier	green
Coding	D
No. of poles	4
PIN 1	TD +
PIN 2	RD +
PIN 3	TD -
PIN 4	RD -