

**M8 female 0° A-cod. with cable**

PUR 3x0.25 gy UL/CSA+robot+drag ch. 15m

Female straight

Zinc die casting, save-cover coated

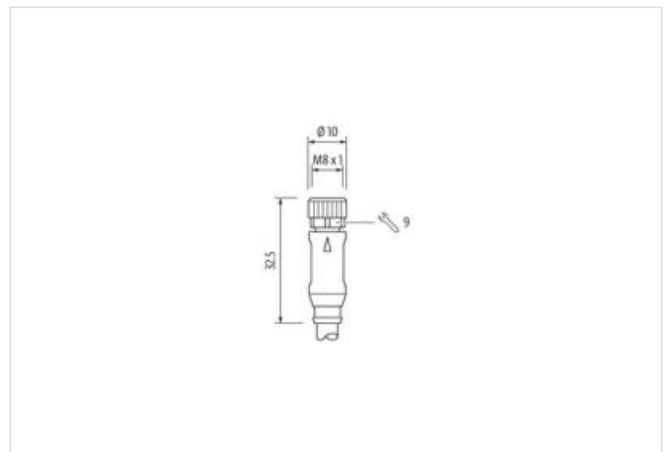
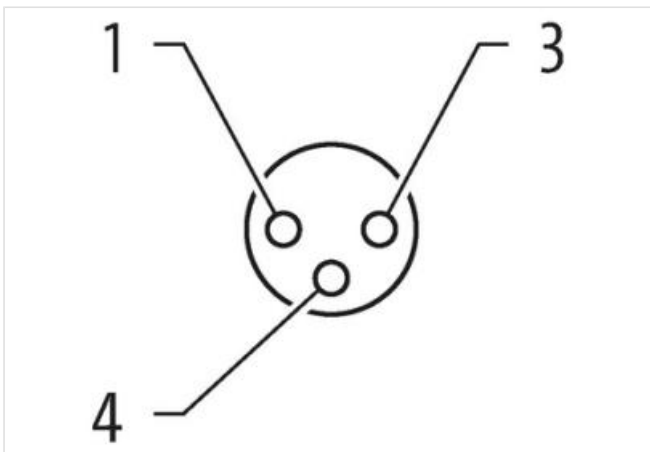

M8, 3-pole

Art-No. 7005 - M8 Lite - (plastic hexagonal screw) on request  
with cable sleeves

Plastic housings with good resistance against chemicals and oils.

The resistance to aggressive media should be individually tested for your application. Further details on request.

Further cable lengths on request.

**[Link naar het product](#)****Afbeelding**

Product van afwijken van afbeelding



Cable length

15 m

**Side 1**

Tightening torque	0,4 Nm
Mounting method	inserted, screwed
Coating contact	gold plated
Family construction form	M8
Thread	M8 x 1
suitable for corrugated tube (internal Ø)	6,5 mm
Cable outlet	straight
Coding	A
Material contact	Copper alloy
Material	PUR
No. of poles	3
Width across flats	SW9
Degree of protection (EN IEC 60529)	IP65, IP66K, IP67

**Side 2**

Stripping length (jacket)	20 mm
Coating contact	gold plated
Family construction form	free cable end

**Commerciële gegevens**

ECLASS-6.0	27279218
ECLASS-6.1	27279218
ECLASS-7.0	27279218
ECLASS-8.0	27279218
ECLASS-9.0	27060311
ECLASS-10.1	27060311
ECLASS-11.1	27060311
ECLASS-12.0	27060311
ETIM-5.0	EC001855
Douane tarief nummer	85444290
GTIN	4048879231008
Verpakkingseenheid	1

**Electrical data | Supply**

Operating voltage AC max.	50 V
Operating voltage DC max.	60 V
Operating voltage AC (UL-listed)	30 V
Operating voltage DC (UL-listed)	30 V
Current operating per contact max.	4 A

**Diagnostics**

Status indication LED	no
-----------------------	----

**Installation | Connection**

Stripping length (jacket)	20 mm
Mounting set	M8 x 1

**Device protection | Electrical**

Additional condition protection degree	inserted, screwed
Pollution Degree	3
Rated surge voltage	1,5 kV
Material group (IEC 60664-1)	I

**Mechanical data | Material data**

Coating locking	safe-cover coated
Coating of fitting	nickel plated
Material gasket	FKM
Locking material	Zinc die-casting

Material screw connection                      Zinc die-casting

#### Mechanical data | Mounting data

Mounting method                                      inserted, screwed, Shaking protection

#### Environmental characteristics | Climatic

Operating temperature min.                      -25 °C

Operating temperature max.                      85 °C

Additional condition temperature range                      depending on cable quality

#### Important installation notes

Note on strain relief                                      Protect the connectors by suitable measures from mechanical loads, e.g. by the usage of cable ties.

Note on bending radius                                      **Attention:** Observe the permissible bending radii when laying cables, as the IP protection class can be endangered by excessive bending forces.

#### Conformity

Product standard                                      DIN EN 61076-2-104 (M8)

#### Installation | Cable

wire arrangement                                      brown, black, blue

Cable identification                                      250

Cable Type    5

Jacket Color    gray

Type of Certificate                                      cURus

Amount stranding                                      1

Stranding    3 wires twisted

wire arrangement                                      brown, black, blue

Cable weight    26,4 g/m

Material jacket    PUR

Shore hardness jacket                                      58 ± 3 Shore D

Freedom from ingredients (jacket)                      lead-free, cadmium-free, CFC-free, halogen-free, silicone-free

Outer-diameter (jacket)                                      4,3 mm

Tolerance outer diameter (sheath)                      ± 5 %

Material wire insulation                                      PP

Amount wires    3

Outer diameter insulation                                      1,25 mm

Outer diameter tolerance core insulation                      ± 5 %

Shore hardness wire insulation                                      74 ± 3 Shore D

Ingredient freeness wire insulation                      lead-free, cadmium-free, CFC-free, halogen-free, silicone-free

Amount strands (wire)                                      32

Diameter of single wires                                      0,1 mm

Conductor crosssection (wire)                                      0,25 mm<sup>2</sup>

Material conductor wire                                      Stranded copper wire, bare

Conductor type (wire)                                      strand class 6

Nominal voltage AC max.                                      300 V

Current load capacity (standard)                                      to DIN VDE 0298-4

Current load capacity min. wire                                      4,5 A

Electrical resistance line constant wire                      79 Ω/km @ 20 °C

AC withstand voltage (wire - wire)                      2,5 kV @ 60 s

Power frequency withstand voltage (wire - jacket)                      2,5 kV @ 60 s

Min. operating temperature (static)                      -40 °C

Max. operating temperature (fixed)                      80 °C / 90 °C @ 10000 h Operation

Operating temperature min. (dynamic)                      -25 °C

Operating temperature max. (dynamic)                      80 °C / 90 °C @ 10000 h Operation

Flame resistance    IEC 60332-2-2 | UL 1581 § 1100 FT2 | UL 1581 § 1090

chemical resistance    Good, application-related testing

Gasoline resistance	Good, application-related testing
Oil resistance	Good, application-related testing   DIN EN 60811-404
Bending radius (fixed)	5 x Outer diameter
Bending radius (dynamic)	10 x Outer diameter
No. of bending cycles (C-track)	10 Mio. @ 25 °C
Traversing distance (C-track)	5 m @ 25 °C   horizontal
Travel speed (C-track)	3,3 m/s @ 25 °C
No. of torsion cycles	1 Mio.
Torsion stress	± 360 °/m
Torsion speed	35 cycles/min