

M8 female 90° A-cod. with cable

PUR 4x0.25 bk UL/CSA 35m

⚠ NOTICE ⚠**PRODUCT IS DISCONTINUED. PLEASE HAVE A LOOK AT THE ALTERNATIVE PRODUCTS.**

Female 90°

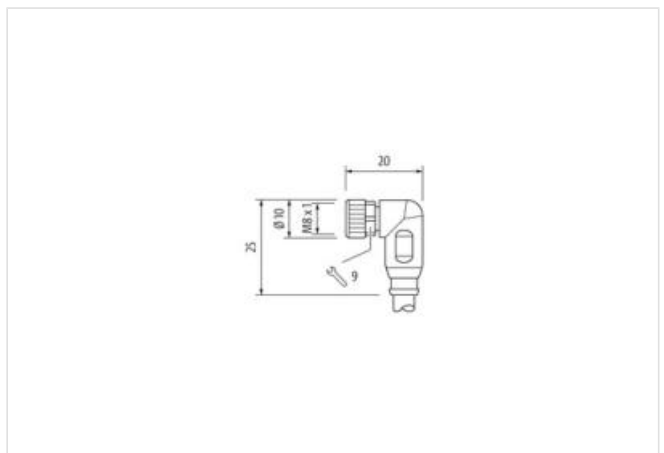
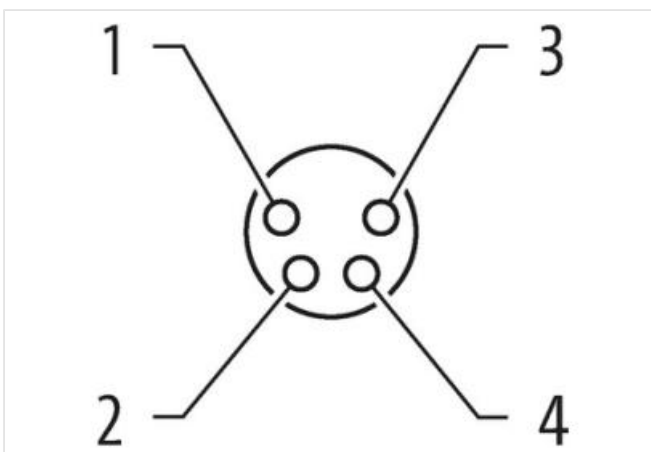

M8, 4-pole

Art-No. 7005 - M8 Lite - (plastic hexagonal screw) on request
with cable sleeves

Plastic housings with good resistance against chemicals and oils.

The resistance to aggressive media should be individually tested for your application. Further details on request.

Further cable lengths on request.

[Link to Product](#)**Illustration**

Product may differ from Image



Cable length	35 m
Side 1	
Tightening torque	0,4 Nm
Mounting method	inserted, screwed
Coating contact	gold plated
Family construction form	M8
Thread	M8 x 1
suitable for corrugated tube (internal Ø)	6,5 mm
Material contact	Copper alloy
Material	PUR
No. of poles	4
Width across flats	SW9
Degree of protection (EN IEC 60529)	IP65, IP66K, IP67

Side 2	
Stripping length (jacket)	20 mm
Coating contact	gold plated

Commercial data	
ECLASS-6.0	27279218
ECLASS-6.1	27279218
ECLASS-7.0	27279218
ECLASS-8.0	27279218
ECLASS-9.0	27060311
ECLASS-10.1	27060311
ECLASS-11.1	27060311
ECLASS-12.0	27060311
ETIM-5.0	EC001855
customs tariff number	85444290
GTIN	4048879387804
Packaging unit	1

Electrical data Supply	
Operating voltage AC max.	50 V
Operating voltage DC max.	60 V
Operating voltage AC (UL-listed)	30 V
Operating voltage DC (UL-listed)	30 V
Current operating per contact max.	4 A

Diagnostics	
Status indication LED	no

Installation Connection	
Stripping length (jacket)	20 mm
Mounting set	M8 x 1

Device protection Electrical	
Additional condition protection degree	inserted, screwed
Pollution Degree	3
Rated surge voltage	1,5 kV
Material group (IEC 60664-1)	I

Mechanical data Material data	
Coating locking	Nickeled
Coating of fitting	nickel plated
Material gasket	FKM
Locking material	Zinc die-casting
Material screw connection	Zinc die-casting

Mechanical data | Mounting data

Mounting method inserted, screwed, Shaking protection

Environmental characteristics | Climatic

Operating temperature min. -25 °C

Operating temperature max. 85 °C

Additional condition temperature range depending on cable quality

Conformity

Product standard DIN EN 61076-2-114 (M8)

Installation | Cable

Cable identification 621

Cable Type 2

Jacket Color black

Type of Certificate cURus

Amount stranding 1

Stranding 4 wires twisted

wire arrangement brown, black, blue, white

Cable weight 32,01 g/m

Material jacket PUR

Shore hardness jacket 85 ± 5 Shore A

Freedom from ingredients (jacket) lead-free, cadmium-free, CFC-free, silicone-free

Outer-diameter (jacket) 4,6 mm

Tolerance outer diameter (sheath) ± 5 %

Material wire insulation PVC

Amount wires 4

Outer diameter insulation 1,25 mm

Outer diameter tolerance core insulation ± 5 %

Shore hardness wire insulation 43 ± 5 Shore D

Material properties wire insulation good machinability

Ingredient freeness wire insulation lead-free, cadmium-free, CFC-free, silicone-free

Amount strands (wire) 32

Diameter of single wires 0,1 mm

Conductor crosssection (wire) 0,25 mm²

Material conductor wire Stranded copper wire, bare

Conductor type (wire) strand class 6

Traversing distance (C-track) 5 m @ 25 °C | horizontal

Travel speed (C-track) 2 Mio. @ 25 °C

Nominal voltage AC max. 300 V

Current load capacity (standard) to DIN VDE 0298-4

Current load capacity min. wire 3,6 A

Electrical resistance line constant wire 79 Ω/km @ 20 °C

AC withstand voltage (wire - wire) 2 kV @ 60 s

Power frequency withstand voltage (wire - jacket) 2 kV @ 60 s

Min. operating temperature (static) -30 °C

Max. operating temperature (fixed) 80 °C

Operating temperature min. (dynamic) -5 °C

Operating temperature max. (dynamic) 80 °C

UV resistance DIN EN ISO 4892-2 A

Flame resistance IEC 60332-2-2 | UL 1581 § 1090 | UL 1581 § 1100 FT2

chemical resistance Good, application-related testing

Gasoline resistance Good, application-related testing

Oil resistance Good, application-related testing | DIN EN 60811-404

Bending radius (fixed)	10 x Outer diameter
Bending radius (dynamic)	15 x Outer diameter