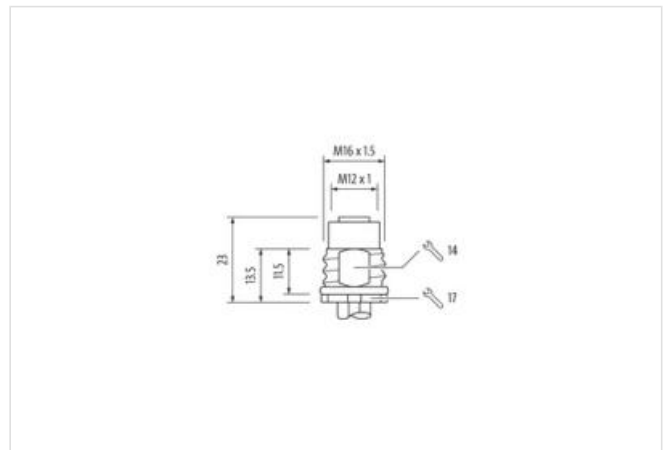
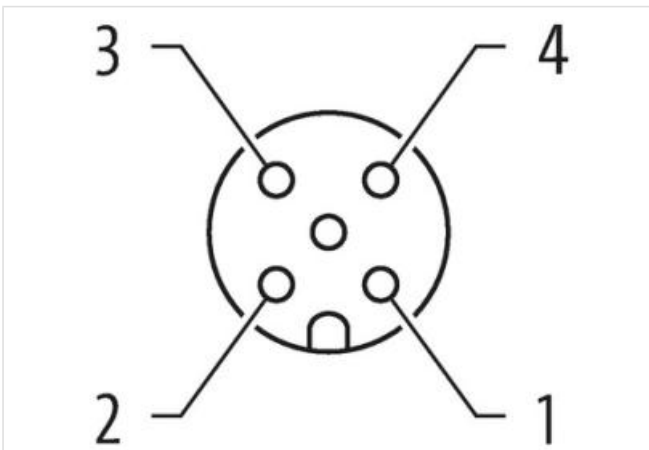
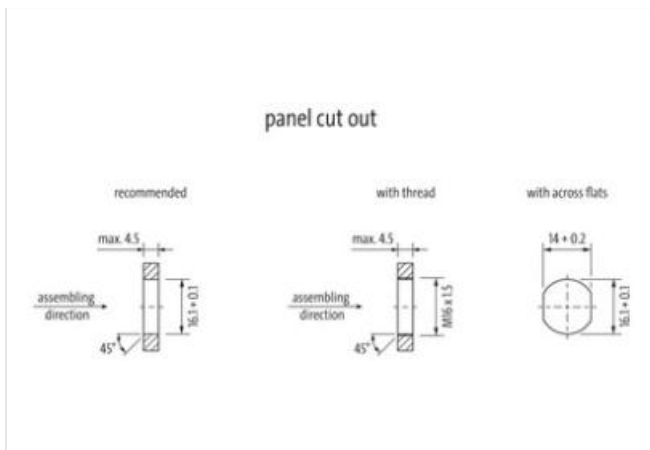


M12 female recept. A-cod. rear

PP-wires 4x0.34 0.5m

Flange female
M12, 4-pole
Rear mounting
with multi-strand wire

[Link to Product](#)**Illustration**



Product may differ from Image



Cable length 0,5 m

Side 1

Tightening torque	0,6 Nm
Mounting method	inserted, screwed
Coating contact	gold plated
Family construction form	M12
Thread	M12 x 1
Coding	A
Material contact	Copper alloy
Material	Brass
No. of poles	4
Degree of protection (EN IEC 60529)	IP67

Side 2

Coating contact gold plated

Commercial data

ECLASS-6.0	27279220
ECLASS-6.1	27279220
ECLASS-7.0	27440103
ECLASS-8.0	27440103
ECLASS-9.0	27440103
ECLASS-10.1	27440103
ECLASS-11.1	27440103
ECLASS-12.0	27440103
ETIM-5.0	EC001855
customs tariff number	85444290
GTIN	4048879329996
Packaging unit	1

Electrical data | Supply

Operating voltage AC max.	250 V
Operating voltage DC max.	250 V
Current operating per contact max.	4 A

Diagnostics

The information in this Product-PDF has been compiled with the utmost care.
Liability for the correctness completeness and topicality of the information is restricted to gross negligence. Version: 2024-06-26

Murrelektronik bv | Noorderlaan 147-b9 | B-2030 Antwerpen | Fon +32 (0)380 868 81 | Fax | shop@murrelektronik.be | shop.murrelektronik.be

Status indication LED no

Installation | Connection

Mounting set M16 x 1.5
Width across flats SW19

Device protection | Electrical

Protection NEMA 3, 4, 6P
Additional condition protection degree inserted, screwed
Pollution Degree 3
Rated surge voltage 2,5 kV
Material group (IEC 60664-1) I

Mechanical data

Contour for corrugated hose without

Mechanical data | Material data

Coating housing nickel plated
Coating locking nickel plated
Coating of fitting nickel plated
Material gasket FKM
Locking material Brass
Material screw connection Brass

Mechanical data | Mounting data

Mounting method Schraubgewinde
Locking techniques Schraubgewinde

Environmental characteristics | Climatic

Operating temperature min. -25 °C
Operating temperature max. 85 °C
Additional condition temperature range depending on cable quality

Important installation notes

Note on strain relief Protect the connectors by suitable measures from mechanical loads, e.g. by the usage of cable ties.
Note on bending radius **Attention:** Observe the permissible bending radii when laying cables, as the IP protection class can be endangered by excessive bending forces.

Conformity

Product standard DIN EN 61076-2-101 (M12)

Approvals

UL 50E yes

Installation | Cable

Cable identification 971
Material wire insulation PUR
Amount wires 4
Outer diameter insulation 1,3 mm
Outer diameter tolerance core insulation ± 5 %
Conductor crosssection (wire) 0,34 mm²
Min. operating temperature (static) -40 °C
Max. operating temperature (fixed) 90 °C
Operating temperature min. (dynamic) -25 °C
Operating temperature max. (dynamic) 90 °C
Flame resistance UL 1581 § 1100 FT2 | UL 1581 § 1090 | IEC 60332-2-2
chemical resistance Good, application-related testing
Gasoline resistance Good, application-related testing
Oil resistance DIN EN 60811-404 | Good, application-related testing
Bending radius (fixed) 5 x Outer diameter