

M12 Power female recept. T-cod. rear

wires PUR 4x1.5 0.2m

Power

Flange female

M12, 4-pole

T-coded

Rear mounting

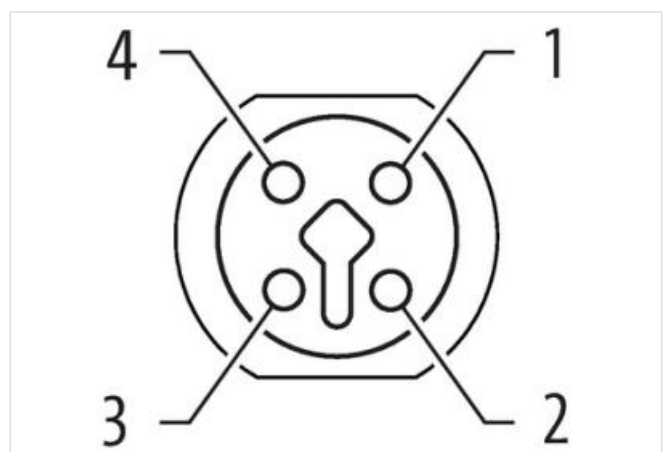
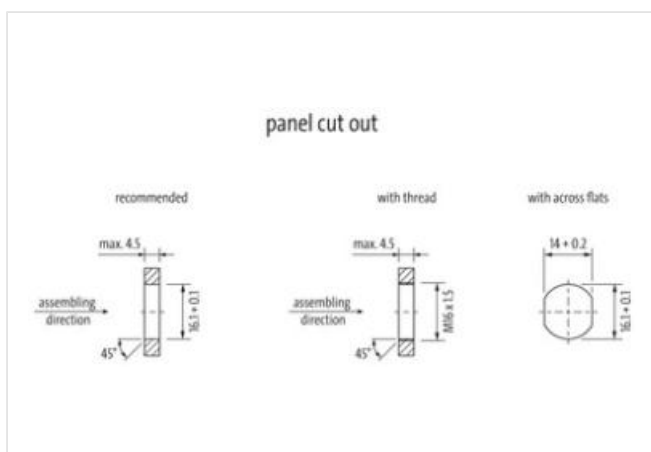
with multi-strand wire

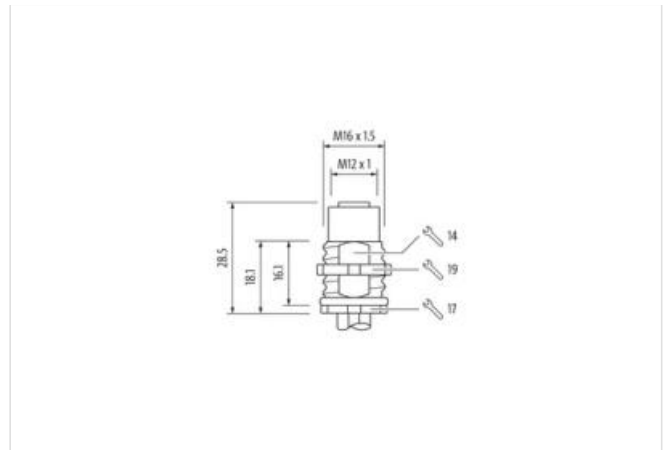
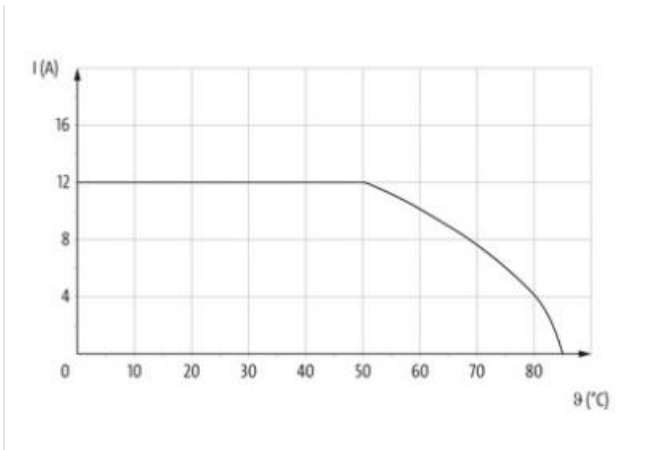
Fastening nut included in the delivery

Good chemical and oil resistance (oil resistance does not apply to use with PVC cable)

The resistance to aggressive media should be individually tested for your application. Further details on request.

Further cable lengths on request.

[Link to Product](#)**Illustration**



Product may differ from Image



Cable length 0,2 m

Side 1

Tightening torque 0,6 Nm

Family construction form M12P

Thread M12 x 1

Coding T

No. of poles 4

Degree of protection (EN IEC 60529) IP65, IP67

Commercial data

ECLASS-6.0 27279220

ECLASS-6.1 27279220

ECLASS-7.0 27440103

ECLASS-8.0 27440103

ECLASS-9.0 27440103

ECLASS-10.1 27440103

ECLASS-11.1 27440103

ECLASS-12.0 27440103

ETIM-5.0 EC002061

customs tariff number 85444290

GTIN 4065909042670

Packaging unit 1

Electrical data | Supply

Operating voltage DC max. 63 V

Current operating per contact max. 12 A

Diagnostics

Status indication LED no

Installation | Connection

Mounting set M16 x 1.5

Width across flats SW19

Device protection | Electrical

Additional condition protection degree screwed, mounted

Pollution Degree	3
Rated surge voltage	1,5 kV
Material group (IEC 60664-1)	I

Mechanical data

Contour for corrugated hose	without
-----------------------------	---------

Mechanical data | Material data

Coating housing	nickel plated
Coating locking	nickel plated
Material gasket	FKM
Material housing	Brass
Locking material	Brass

Mechanical data | Mounting data

Mounting method	inserted, screwed
-----------------	-------------------

Environmental characteristics | Climatic

Operating temperature min.	-25 °C
Operating temperature max.	85 °C
Additional condition temperature range	depending on cable quality

Important installation notes

Note on strain relief	Protect the connectors by suitable measures from mechanical loads, e.g. by the usage of cable ties.
Note on bending radius	Attention: Observe the permissible bending radii when laying cables, as the IP protection class can be endangered by excessive bending forces.

Conformity

Product standard	IEC 61076-2-111
------------------	-----------------

Resistances | Cable

wire arrangement	brown, black, blue, white
Cable identification	944
wire arrangement	brown, black, blue, white
Material wire insulation	PUR
Amount wires	4
Outer diameter insulation	2,4 mm
Outer diameter tolerance core insulation	± 5 %
Amount strands (wire)	30
Diameter of single wires	0,25 mm
Conductor crosssection (wire)	1,5 mm ²
Material conductor wire	copper stranded wire, tinned
Conductor type (wire)	Strand class 5
Min. operating temperature (static)	-40 °C
Max. operating temperature (fixed)	90 °C
Operating temperature min. (dynamic)	-25 °C
Operating temperature max. (dynamic)	90 °C
Flame resistance	UL 1581 § 1100 FT2 IEC 60332-2-2 UL 1581 § 1090
chemical resistance	Good, application-related testing
Gasoline resistance	Good, application-related testing
Oil resistance	Good, application-related testing DIN EN 60811-404