

h-Stück MQ15 St. - Bu. 0° / Bu. 90° 600V AC

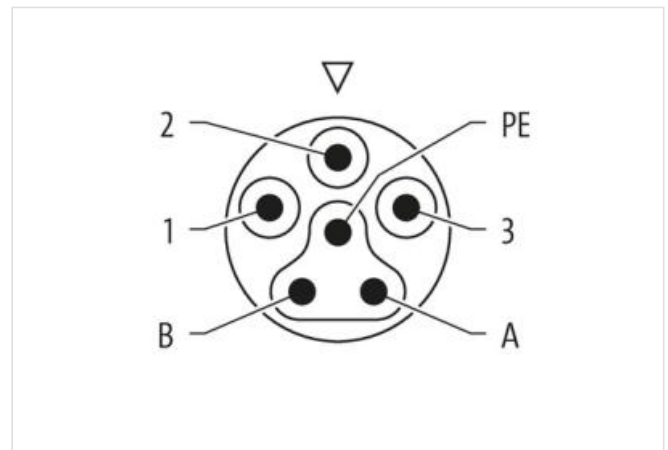
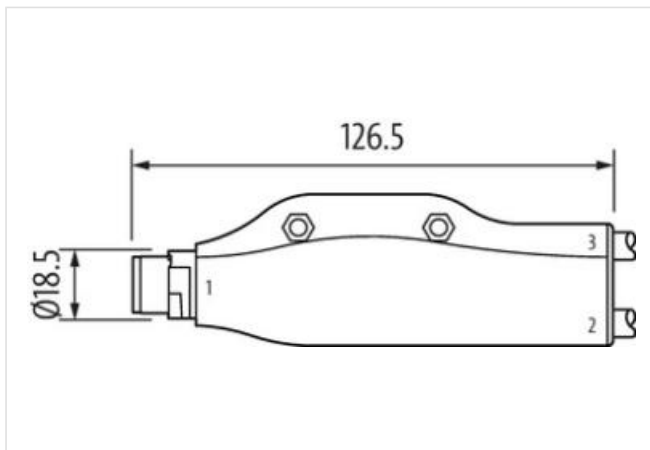
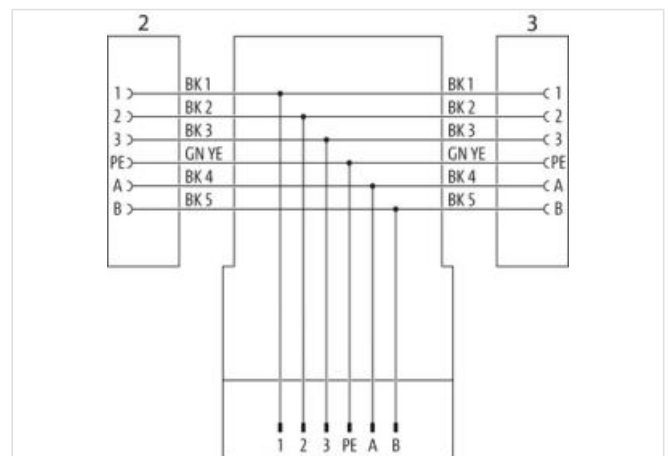
PUR 6x2,5 sw 2m / PUR 6x2,5 sw 0,3m

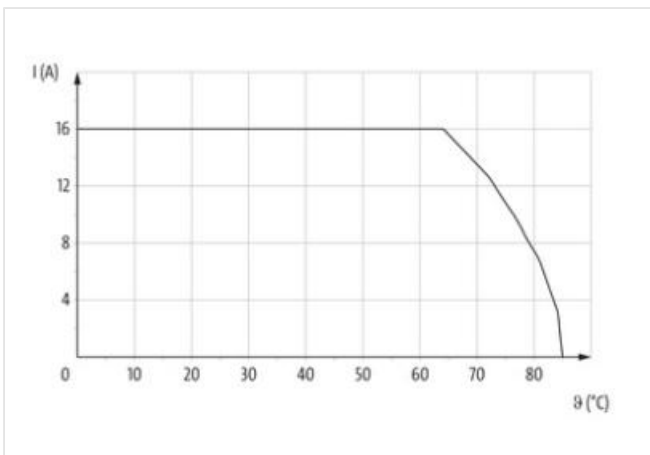
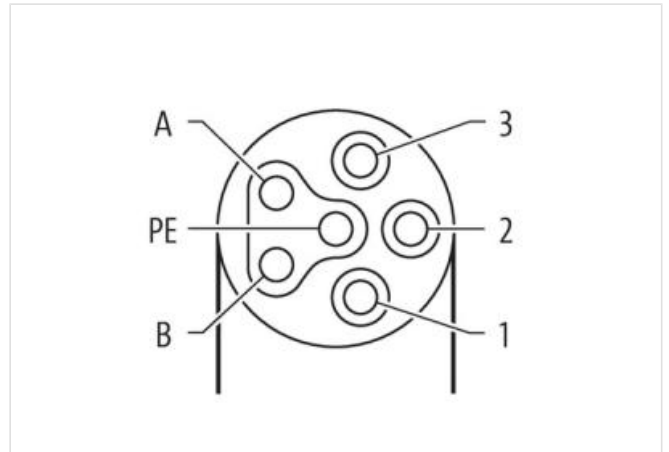
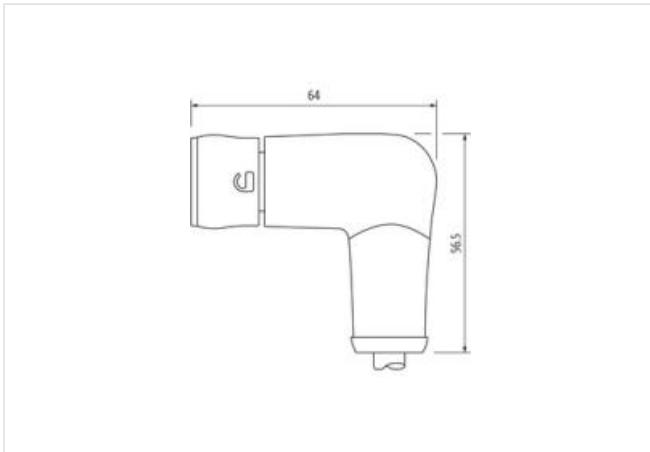
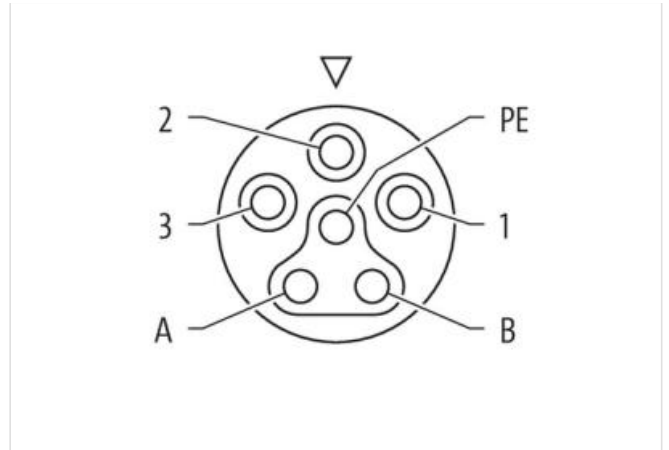
Male straight - female 90° / female straight
MQ15, 6-pole
with cable sleeves

Plastic housings with good resistance against chemicals and oils.

The resistance to aggressive media should be individually tested for your application. Further details on request.

Further cable lengths on request.

[Link naar het product](#)**Afbeelding**



Product van afwijken van afbeelding



Cable length 2 m

Side 1

Mounting method inserted, locked

Family construction form	MQ15
Cable outlet	straight
Coding	Type 3
No. of poles	6
Degree of protection (EN IEC 60529)	IP65, IP67

Side 2

Mounting method	inserted, locked
Family construction form	MQ15
suitable for corrugated tube (internal Ø)	18 mm
Cable outlet	straight
Coding	Type 3
No. of poles	6
Degree of protection (EN IEC 60529)	IP65, IP67

Side 3

Mounting method	inserted, locked
Family construction form	MQ15
Coding	Type 3
No. of poles	6
Degree of protection (EN IEC 60529)	IP65, IP67
Cable outlet	angled
suitable for corrugated tube (internal Ø)	18 mm

Commerciële gegevens

ECLASS-6.0	27279218
ECLASS-6.1	27279218
ECLASS-7.0	27279218
ECLASS-8.0	27279218
ECLASS-9.0	27060311
ECLASS-10.1	27060311
ECLASS-11.1	27060311
ECLASS-12.0	27060311
ETIM-5.0	EC001855
Douane tarief nummer	85444290
GTIN	4065909081457
Verpakkingseenheid	1

Electrical data | Supply

Operating voltage AC per power contact max.	600 V
Operating voltage AC per signal contact max.	63 V
Operating voltage DC per signal contact max.	63 V
Operating current per power contact max.	16 A
Operating current per signal contact max.	10 A

Diagnostics

Status indication LED	no
-----------------------	----

Installation | Pin assignment

Coding	Type 3
Configuration	fully used

Device protection | Electrical

Additional condition protection degree	inserted, locked
Pollution Degree	3
Rated surge voltage power contacts	6 kV
Rated surge voltage signal contacts	1,5 kV
Material group (IEC 60664-1)	I

Mechanical data Material data	
Material contact carrier	PA
Locking material	POM
Mechanical data Mounting data	
Looking techniques	bayonet-locking
Environmental characteristics Climatic	
Operating temperature min.	-30 °C
Operating temperature max.	85 °C
Additional condition temperature range	depending on cable quality
Important installation notes	
Note on strain relief	Protect the connectors by suitable measures from mechanical loads, e.g. by the usage of cable ties.
Note on bending radius	Attention: Observe the permissible bending radii when laying cables, as the IP protection class can be endangered by excessive bending forces.
Conformity	
Product standard	IEC 61076-2-116
Installation Cable	
wire arrangement	black 5, black 4, black 3, black 2, black 1, green-yellow
Cable identification	P63
Cable Type	3
Jacket Color	black
Type of Certificate	cURus
Stranding	6 wires around Filler twisted
Filler	yes
wire arrangement	black 5, black 4, black 3, black 2, black 1, green-yellow
Cable weighth	227,7 g/m
Material jacket	PUR
Shore hardness jacket	90 ± 5 Shore A
Freedom from ingredients (jacket)	lead-free, cadmium-free, CFC-free, halogen-free, silicone-free
Outer-diameter (jacket)	10,5 mm
Tolerance outer diameter (sheath)	± 5 %
Material wire insulation	PP
Amount wires	6
Outer diameter insulation	2,85 mm
Outer diameter tolerance core insulation	± 5 %
Ingredient freeness wire insulation	lead-free, cadmium-free, CFC-free, halogen-free, silicone-free
Amount strands (wire)	140
Diameter of single wires	0,15 mm
Conductor crossection (wire)	2,5 mm ²
Material conductor wire	Stranded copper wire, bare
Conductor type (wire)	strand class 6
Shore hardness wire insulation (Data)	60 ± 5 Shore D
Nominal voltage AC max.	1000 V
Current load capacity (standard)	to DIN VDE 0298-4
Current load capacity min. wire	19,5 A
Electrical resistance line constant wire	8 Ω/km @ 20 °C
AC withstand voltage (wire - wire)	10 kV
Power frequency withstand voltage (wire - jacket)	10 kV
Min. operating temperature (static)	-50 °C
Max. operating temperature (fixed)	80 °C / 90 °C @ 10000 h Operation
Operating temperature min. (dynamic)	-25 °C
Operating temperature max. (dynamic)	80 °C / 90 °C @ 10000 h Operation

UV resistance	DIN EN ISO 4892-2 A
Flame resistance	UL 1581 § 1090 IEC 60332-2-2 UL 1581 § 1100 FT2
chemical resistance	Good, application-related testing
Gasoline resistance	Good, application-related testing
Oil resistance	DIN EN 60811-404 Good, application-related testing
Bending radius (fixed)	5 x Outer diameter
Bending radius (dynamic)	10 x Outer diameter
No. of bending cycles (C-track)	5 Mio. @ 25 °C
Traversing distance (C-track)	5 m @ 25 °C
Travel speed (C-track)	3,3 m/s @ 25 °C
No. of torsion cycles	2 Mio. 25 °C
Torsion stress	± 180 °/m @ 25 °C
Torsion speed	35 cycles/min 25 °C