

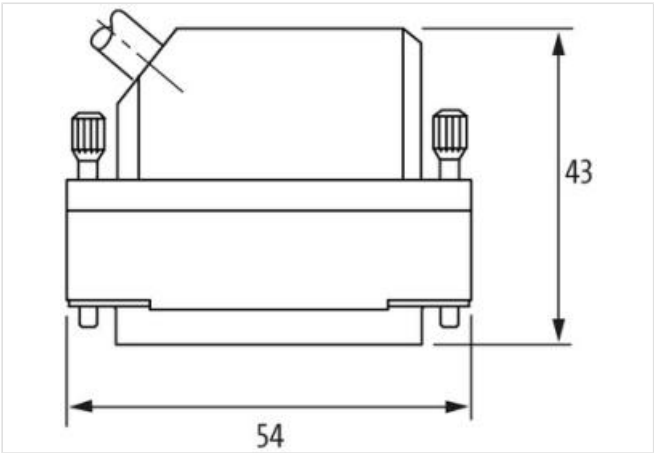
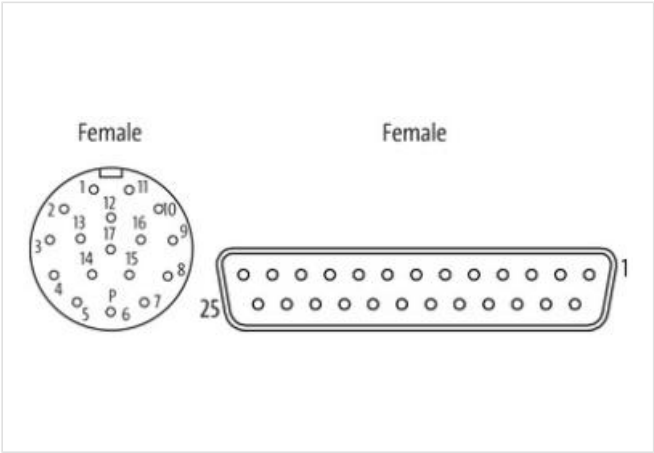

M23 SIGNAL CABLE

Specification: M6FX8002-2CA31-1BA0

Signal cable for SINAMICS S120 and motors with connection M23  
Female straight – female 90°  
M23, 17-pole – SUB-D25  
shielded  
without cable sleeves  
Further cable lengths on request.  
Plastic housings with good resistance against chemicals and oils.  
The resistance to aggressive media should be individually tested for your application. Further details on request.

Link to Product

Illustration



Product may differ from Image

|   |         |
|---|---------|
| Cable length                              | 10 m    |
| Side 1                                    |         |
| Tightening torque                         | 2 Nm    |
| Family construction form                  | M23     |
| Thread                                    | M23 x 1 |
| suitable for corrugated tube (internal Ø) | 16 mm   |

|   |   |
|---|---|
| Width across flats                              | SW27  |
| Degree of protection (EN IEC 60529)             | IP65, IP67  |
| <b>Side 2</b>                                   |   |
| Family construction form                        | SUB-D25   |
| Degree of protection (EN IEC 60529)             | IP20  |
| <b>Commercial data</b>                          |   |
| ECLASS-6.0                                      | 27279218  |
| ECLASS-6.1                                      | 27060307  |
| ECLASS-7.0                                      | 27060307  |
| ECLASS-8.0                                      | 27060307  |
| ECLASS-9.0                                      | 27060307  |
| ECLASS-10.1                                     | 27060307  |
| ECLASS-11.1                                     | 27060307  |
| ECLASS-12.0                                     | 27060307  |
| ETIM-5.0  | EC001855  |
| customs tariff number                           | 85444290  |
| GTIN  | 4048879474955   |
| Packaging unit                                  | 1   |
| <b>Electrical data   Supply</b>                 |   |
| Operating voltage AC max.                       | 30 V  |
| Operating voltage DC max.                       | 30 V  |
| <b>Device protection   Electrical</b>           |   |
| Pollution Degree                                | 3   |
| Rated surge voltage                             | 0,5 kV  |
| Material group (IEC 60664-1)                    | I   |
| <b>Mechanical data   Material data</b>          |   |
| Coating locking                                 | nickel plated   |
| Material housing                                | PUR   |
| Locking material                                | Brass   |
| <b>Mechanical data   Mounting data</b>          |   |
| Mounting method                                 | inserted, screwed, Shaking protection   |
| <b>Environmental characteristics   Climatic</b> |   |
| Operating temperature min.                      | -25 °C  |
| Operating temperature max.                      | 85 °C   |
| Additional condition temperature range          | depending on cable quality  |
| <b>Important installation notes</b>             |   |
| Note on strain relief                           | Protect the connectors by suitable measures from mechanical loads, e.g. by the usage of cable ties.   |
| Note on bending radius                          | <b>Attention:</b> Observe the permissible bending radii when laying cables, as the IP protection class can be endangered by excessive bending forces. |
| <b>Installation   Cable</b>                     |   |
| wire arrangement                                | brown, black, blue, white   |
| Cable identification                            | 811   |
| Function cable                                  | Hybrid  |
| Jacket Color                                    | black   |
| Stranding cable total                           | 6 Stranded joints around Filler twisted   |
| Amount stranding                                | 2   |
| Stranding                                       | 4 wires twisted   |
| Amount stranding (type 2)                       | 1   |
| Stranding (type 2)                              | 2 wires twisted   |
| Amount stranding (type 3)                       | 3   |
| Stranding (type 3)                              | 2 wires with Filler twisted   |

|   |  |
|---|--|
| Cable shielding (type)                    | copper braiding, bare                                |
| Banding                                   | Foil   |
| Filler                                    | yes  |
| wire arrangement                          | brown, black, blue, white                            |
| Material jacket                           | PUR  |
| Freedom from ingredients (jacket)         | lead-free, CFC-free, halogen-free                    |
| Outer-diameter (jacket)                   | 9,5 mm   |
| Tolerance outer diameter (sheath)         | ± 5 %  |
| Material wire insulation                  | PP   |
| Amount wires                              | 10   |
| Outer diameter insulation                 | 0,85 mm  |
| Shore hardness wire insulation            | 65 ± 5 Shore D                                       |
| Amount strands (wire)                     | 7  |
| Diameter of single wires                  | 0,16 mm  |
| Conductor crosssection (wire)             | 0,14 mm <sup>2</sup>                                 |
| Material conductor wire                   | Stranded copper wire, bare                           |
| Outer diameter wire insulation (Data)     | 2 mm   |
| Amount wires (Data)                       | 4  |
| Amount strands wire (Data)                | 7  |
| Diameter of single wires (Data)           | 0,127 mm   |
| Conductor crosssection wire (Data)        | 0,22 mm <sup>2</sup>                                 |
| Material conductor wire (Data)            | copper stranded wire, tinned                         |
| Nominal voltage AC max.                   | 300 V  |
| Current load capacity (standard)          | to DIN VDE 0298-4                                    |
| Electrical resistance line constant wire  | 148,9 Ω/km @ 20 °C                                   |
| Electrical resistance coating wire (Data) | 93,3 Ω/km @ 20 °C                                    |
| Operating temperature min. (dynamic)      | -25 °C   |
| Operating temperature max. (dynamic)      | 80 °C  |
| UV resistance                             | DIN EN ISO 4892-2 A                                  |
| Flame resistance                          | IEC 60332-2-2   UL 1581 § 1100 FT2   UL 1581 § 1090  |
| chemical resistance                       | Good, application-related testing                    |
| Gasoline resistance                       | Good, application-related testing                    |
| Oil resistance                            | DIN EN 60811-404   Good, application-related testing |
| Bending radius (installation)             | x Outer diameter                                     |
| Bending radius (fixed)                    | x Outer diameter                                     |
| Bending radius (dynamic)                  | 6 x Outer diameter                                   |
| No. of bending cycles (C-track)           | 2 Mio.   |