

MVP12, 6XM12, 5POLE, M23 19POL. CON.

Connector exit frontside

6-way, 5-pole

M23 plug connection

19-pole used

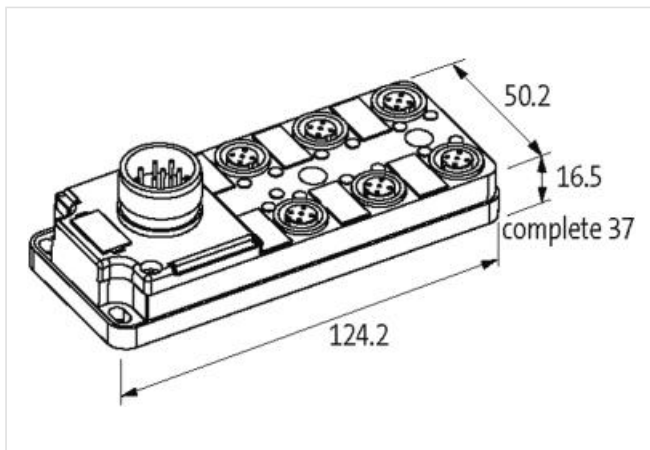
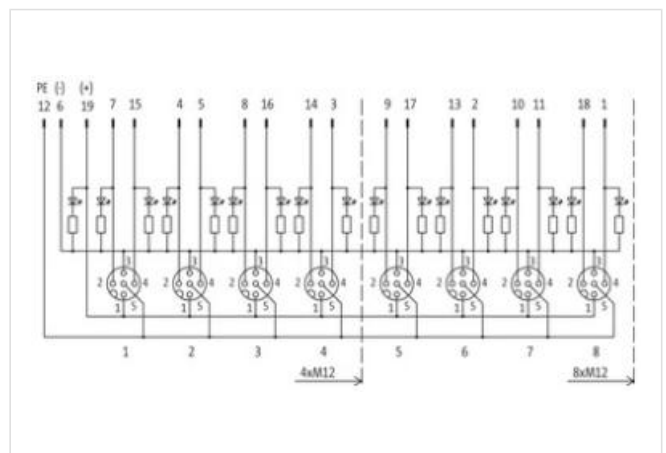
with LED for digital PNP-signals 24 V DC

Plastic housings with good resistance against chemicals and oils.

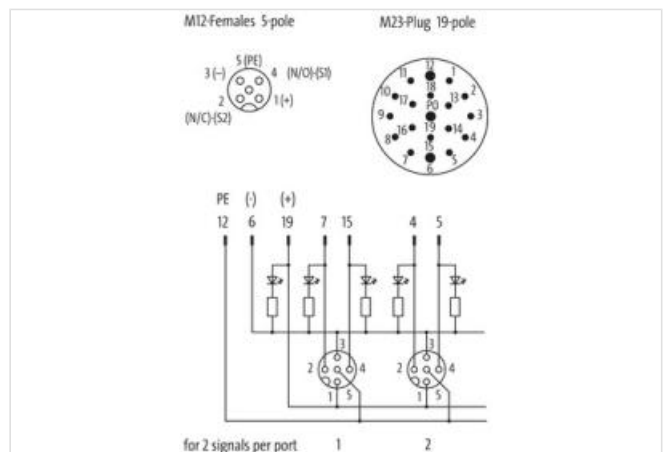
The resistance to aggressive media should be individually tested for your application. Further details on request.

[Link to Product](#)

Illustration



Product may differ from Image



Commercial data

ECLASS-6.0	27279219
ECLASS-6.1	27279219
ECLASS-7.0	27279219

The information in this Product-PDF has been compiled with the utmost care.
Liability for the correctness completeness and topicality of the information is restricted to gross negligence. Version: 2024-05-06

Murrelektronik bv | Noorderlaan 147-b9 | B-2030 Antwerpen | Fon +32 (0)380 868 81 | Fax | shop@murrelektronik.be | shop.murrelektronik.be

ECLASS-8.0	27279219
ECLASS-9.0	27440108
ECLASS-10.1	27440111
ECLASS-11.1	27440111
ECLASS-12.0	27440111
ETIM-5.0	EC002585
customs tariff number	85369010
GTIN	4048879063203
Packaging unit	1

Electrical data | Supply

Operating voltage DC	24 V
Current operating per contact max.	4 A
Total current max.	10 A

Industrial communication

Number of signals per port	2
----------------------------	---

Installation | Connection

Mounting set	M12 x 1
--------------	---------

Device protection | Electrical

Degree of protection (EN IEC 60529)	IP67
Additional condition protection degree	screwed, mounted

Device protection | Media

Flame resistance	flame retardant
------------------	-----------------

Mechanical data | Material data

Material housing	Plastic
------------------	---------

Mechanical data | Mounting data

Mounting method	Schraubgewinde
Height	99,2 mm
Width	50,2 mm
Depth	16,5 mm

Environmental characteristics | Climatic

Operating temperature min.	-20 °C
Operating temperature max.	80 °C

Connection type 2

Family construction form	M12
Gender	female
Color contact carrier	black
Coding	A
No. of poles	5
PIN 1	+
PIN 2	NC S 2
PIN 3	-
PIN 4	NO S 1
PIN 5	PE
Family construction form	M23
Gender	male
Color contact carrier	black
Coding	A
No. of poles	19
PIN 1	VT
PIN 2	RD
PIN 3	GY

PIN 4	RD / BU
PIN 5	GN
PIN 6	BU
PIN 7	GY / PK
PIN 8	WH / GN
PIN 9	WH / YE
PIN 10	WH / GY
PIN 11	BK
PIN 12	YE / GN
PIN 13	YE / BN
PIN 14	BN / GN
PIN 15	WH
PIN 16	YE
PIN 17	PK
PIN 18	GY / BN
PIN 19	BN