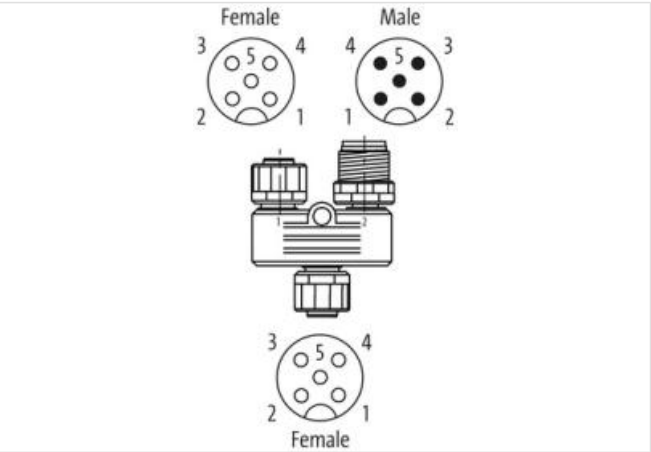
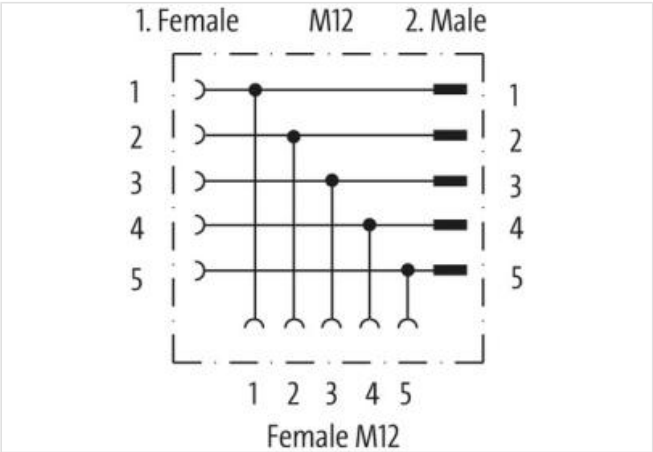


T-COUPLER M12 FEMALE/M12 FEMALE+M12 MALE 0°

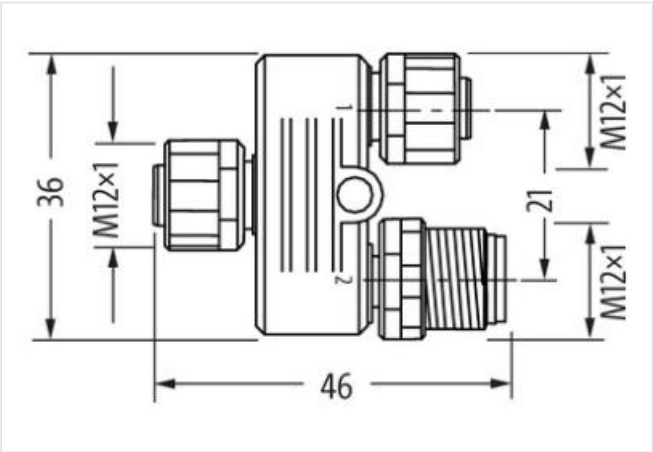
T-coupler  
Female straight – female/male straight  
M12 – M12, 5-pole  
Parallel circuit  
Plastic housings with good resistance against chemicals and oils.  
The resistance to aggressive media should be individually tested for your application. Further details on request.

Link to Product

Illustration



Product may differ from Image



Commercial data	
ECLASS-6.0	27279218
ECLASS-7.0	27279218
ECLASS-8.0	27279218
ECLASS-9.0	27060311
ECLASS-10.1	27440106
ECLASS-11.1	27440106
ECLASS-12.0	27440106
ETIM-5.0	EC002635
customs tariff number	85366990
GTIN	4048879257916

Packaging unit 10

**Electrical data | Supply**

Operating voltage AC max.	24 V
Operating voltage DC max.	24 V
Current operating per contact max.	4 A

**Installation | Connection**

Tightening torque	0,6 Nm
Mounting set	M12 x 1

**Device protection | Electrical**

Degree of protection (EN IEC 60529)	IP67
Additional condition protection degree	inserted, screwed
Rated surge voltage	1,5 kV

**Mechanical data | Material data**

Coating locking	Nickeled
Locking material	Zinc die-casting

**Mechanical data | Mounting data**

Mounting method	inserted, screwed, Shaking protection
-----------------	---------------------------------------

**Environmental characteristics | Climatic**

Operating temperature min.	-25 °C
Operating temperature max.	85 °C

**Important installation notes**

Note on strain relief	Protect the connectors by suitable measures from mechanical loads, e.g. by the usage of cable ties.
Note on bending radius	<b>Attention:</b> Observe the permissible bending radii when laying cables, as the IP protection class can be endangered by excessive bending forces.