

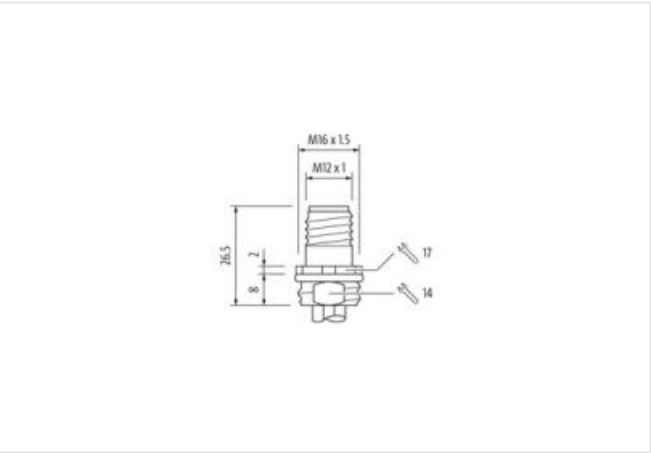
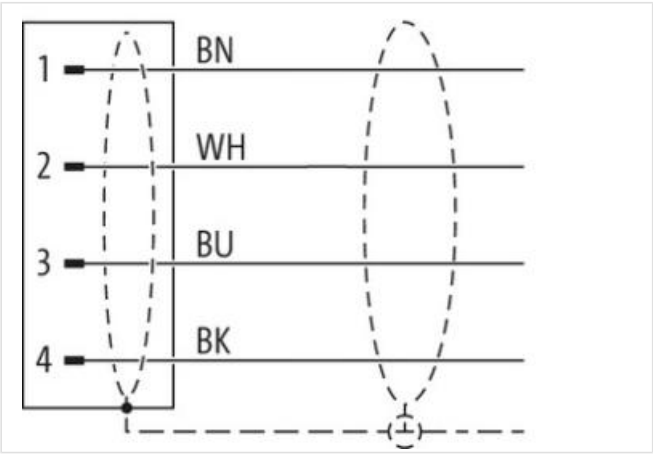
M12 male recept. A-cod. front

PP-wires 4x0.34 0.2m

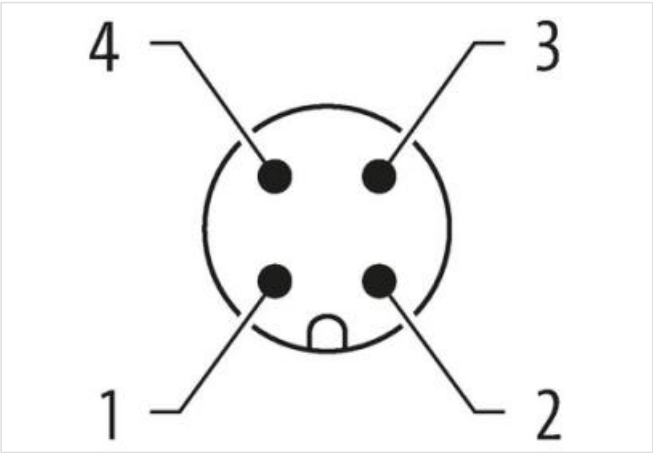
Flange male
M12, 4-pole
Front mounting
with multi-strand wire

Link to Product

Illustration



Product may differ from Image



| | |
|--------------------------|-------------------|
| Cable length | 0,2 m |
| Side 1 | |
| Tightening torque | 0,6 Nm |
| Mounting method | inserted, screwed |
| Family construction form | M12 |

| | |
|---|---|
| Thread | M12 x 1 |
| Material | Zinc die-casting |
| Width across flats | SW14 |
| Degree of protection (EN IEC 60529) | IP67 |
| Commercial data | |
| ECLASS-6.0 | 27279220 |
| ECLASS-7.0 | 27440103 |
| ECLASS-8.0 | 27440103 |
| ECLASS-9.0 | 27440103 |
| ECLASS-10.1 | 27440103 |
| ECLASS-11.1 | 27440103 |
| ECLASS-12.0 | 27440103 |
| ETIM-5.0 | EC001855 |
| customs tariff number | 85444290 |
| GTIN | 4048879198738 |
| Packaging unit | 1 |
| Electrical data Supply | |
| Operating voltage AC max. | 250 V |
| Operating voltage DC max. | 250 V |
| Current operating per contact max. | 4 A |
| Installation Connection | |
| Mounting set | M16 x 1.5 |
| Device protection Electrical | |
| Protection NEMA | 3, 4, 6P |
| Additional condition protection degree | inserted, screwed |
| Pollution Degree | 3 |
| Rated surge voltage | 2,5 kV |
| Material group (IEC 60664-1) | I |
| Mechanical data Material data | |
| Coating locking | Nickel |
| Coating of fitting | nickel plated |
| Locking material | Zinc die-casting |
| Material screw connection | Zinc die-casting |
| Mechanical data Mounting data | |
| Mounting method | Schraubgewinde |
| Looking techniques | Schraubgewinde |
| Environmental characteristics Climatic | |
| Operating temperature min. | -25 °C |
| Operating temperature max. | 85 °C |
| Additional condition temperature range | depending on cable quality |
| Important installation notes | |
| Note on strain relief | Protect the connectors by suitable measures from mechanical loads, e.g. by the usage of cable ties. |
| Note on bending radius | Attention: Observe the permissible bending radii when laying cables, as the IP protection class can be endangered by excessive bending forces. |
| Conformity | |
| Product standard | DIN EN 61076-2-101 (M12) |
| Approvals | |
| UL 50E | yes |
| Installation Cable | |
| Cable identification | 971 |

| | |
|--|--|
| Material wire insulation | PUR |
| Amount wires | 4 |
| Outer diameter insulation | 1,3 mm |
| Outer diameter tolerance core insulation | ± 5 % |
| Conductor crosssection (wire) | 0,34 mm ² |
| Min. operating temperature (static) | -40 °C |
| Max. operating temperature (fixed) | 90 °C |
| Operating temperature min. (dynamic) | -25 °C |
| Operating temperature max. (dynamic) | 90 °C |
| Flame resistance | UL 1581 § 1100 FT2 UL 1581 § 1090 IEC 60332-2-2 |
| chemical resistance | Good, application-related testing |
| Gasoline resistance | Good, application-related testing |
| Oil resistance | DIN EN 60811-404 Good, application-related testing |
| Bending radius (fixed) | 5 x Outer diameter |