

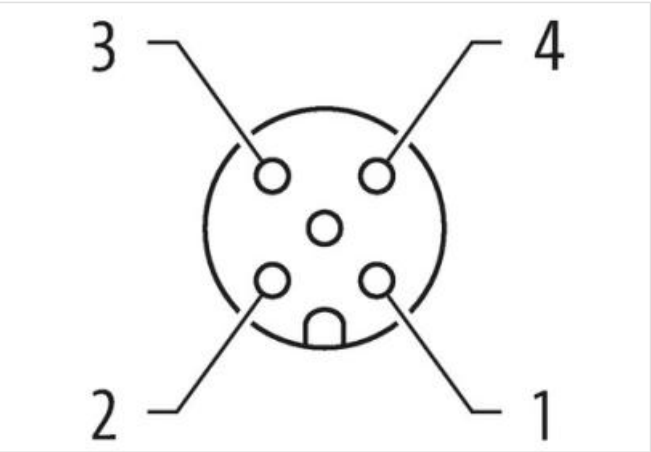
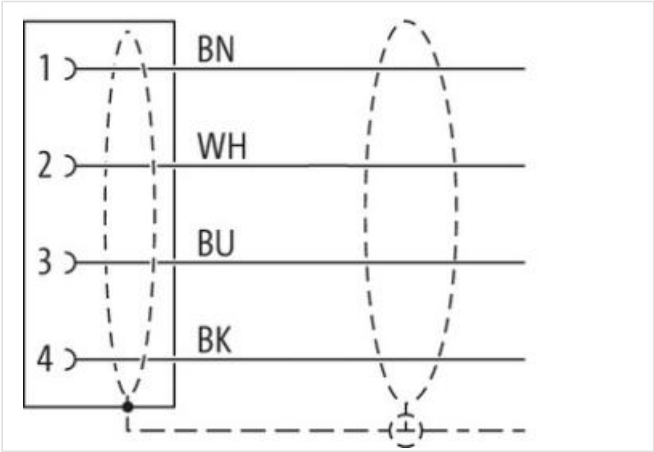
M12 female recept. A-cod. shielded rear

PVC 4x0.34 shielded bk UL/CSA 1.5m

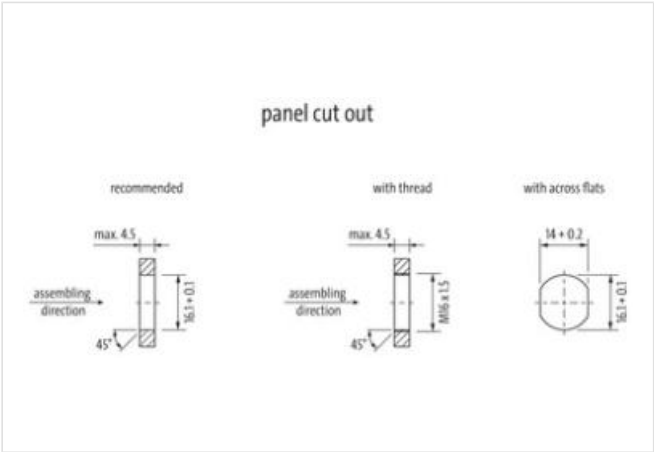
Flange female
M12, 4-pole
shielded
Rear mounting
Further cable lengths on request.
The resistance to aggressive media should be individually tested for your application. Further details on request.

Link to Product

Illustration



Product may differ from Image



Cable length 1,5 m

Side 1

Tightening torque 0,6 Nm

Mounting method	inserted, screwed
Coating contact	gold plated
Family construction form	M12
Thread	M12 x 1
Coding	A
Material contact	Copper alloy
Material	Brass
No. of poles	4
Degree of protection (EN IEC 60529)	IP67

Side 2

Stripping length (jacket)	20 mm
Coating contact	gold plated

Commercial data

ECLASS-6.0	27279220
ECLASS-6.1	27279220
ECLASS-7.0	27440103
ECLASS-8.0	27440103
ECLASS-9.0	27440103
ECLASS-10.1	27440103
ECLASS-11.1	27440103
ECLASS-12.0	27440103
ETIM-5.0	EC001855
customs tariff number	85444290
GTIN	4048879520966
Packaging unit	1

Electrical data | Supply

Operating voltage AC max.	60 V
Operating voltage DC max.	60 V
Current operating per contact max.	4 A

Diagnostics

Status indication LED	no
-----------------------	----

Installation | Connection

Stripping length (jacket)	20 mm
Mounting set	M16 x 1.5
Width across flats	SW19

Device protection | Electrical

Protection NEMA	3, 4, 6P
Additional condition protection degree	inserted, screwed
Pollution Degree	3
Rated surge voltage	1,5 kV
Material group (IEC 60664-1)	I

Mechanical data | Material data

Coating locking	nickel plated
Coating of fitting	nickel plated
Material gasket	FKM
Locking material	Brass
Material screw connection	Brass

Mechanical data | Mounting data

Mounting method	Schraubgewinde
Looking techniques	Schraubgewinde

Environmental characteristics | Climatic

Operating temperature min.	-25 °C
Operating temperature max.	85 °C
Additional condition temperature range	depending on cable quality

Approvals

UL 50E	yes
--------	-----

Installation | Cable

Cable identification	179
Jacket Color	green
Type of Certificate	cURus
Amount stranding	2
Stranding	2 wires twisted
Amount stranding (type 2)	1
Stranding (type 2)	2 Stranded joints with Filler twisted
Banding	Fleece
Filler	yes
wire arrangement	brown, white, red, blue, pink, gray, yellow, green
Cable weight	60,5 g/m
Material jacket	PVC
Shore hardness jacket	92 ± 3 Shore A
Freedom from ingredients (jacket)	lead-free, cadmium-free, CFC-free
Outer-diameter (jacket)	6,1 mm
Tolerance outer diameter (sheath)	± 5 %
Material wire insulation	PP
Amount wires	4
Outer diameter insulation	1,1 mm
Outer diameter tolerance core insulation	± 5 %
Shore hardness wire insulation	55 ± 5 Shore D
Ingredient freeness wire insulation	lead-free, cadmium-free, CFC-free, halogen-free, silicone-free
Amount strands (wire)	7
Diameter of single wires	24 AWG
Conductor crosssection (wire)	24 AWG
Material conductor wire	copper stranded wire, tinned
Current load capacity (standard)	to DIN VDE 0298-4
Current load capacity min. wire	3,6 A
Characteristic impedance	100 Ω
Electrical resistance line constant wire	87 Ω/km @ 20 °C
Nominal voltage power AC max.	300 V
Electric capacitance (power)	49000 pF/km
Power frequency withstand voltage power (wire - jacket)	0,5 kV @ 60 s
AC withstand voltage power (wire - wire)	0,5 kV @ 60 s
Min. operating temperature (static)	-40 °C
Max. operating temperature (fixed)	80 °C
Operating temperature min. (dynamic)	-5 °C
Operating temperature max. (dynamic)	70 °C
Flame resistance	UL 1581 § 1100 FT2 UL 1581 § 1090 IEC 60332-2-2
chemical resistance	Good, application-related testing
Gasoline resistance	Good, application-related testing
Oil resistance	Good, application-related testing DIN EN 60811-404
Bending radius (installation)	x Outer diameter
Bending radius (fixed)	7 x Outer diameter
Bending radius (dynamic)	12 x Outer diameter