

**M12 male 0° / M8 female 90° A-cod. LED**

PVC 3x0.25 ye UL/CSA 0.3m

Male straight – female 90°

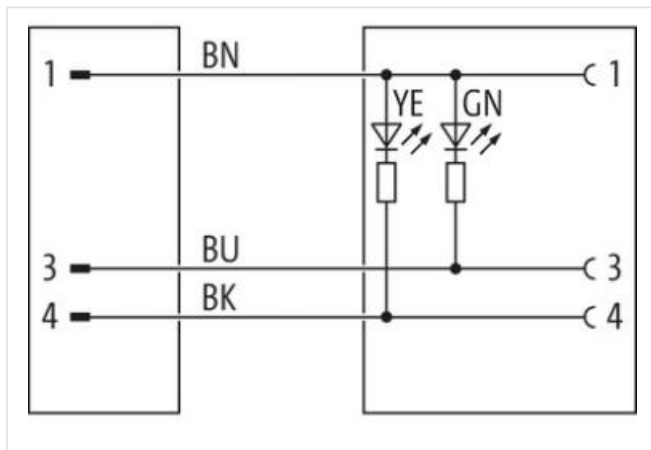
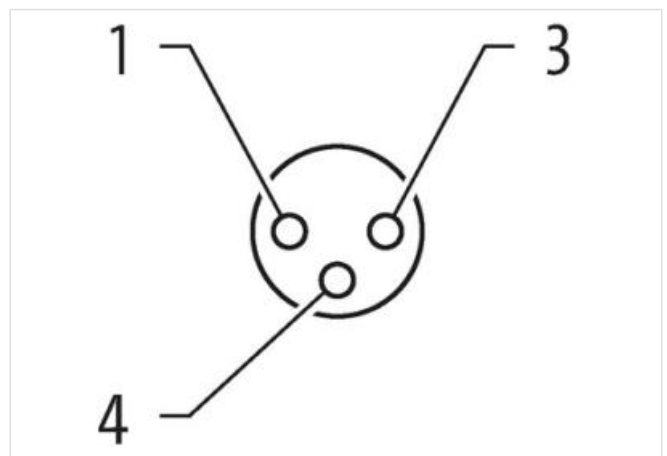

M12 – M8, 3-pole

LED (yellow/green)

Plastic housings with good resistance against chemicals and oils.

The resistance to aggressive media should be individually tested for your application. Further details on request.

Further cable lengths on request.

[Link to Product](#)**Illustration**



Product may differ from Image



|   |                   |
|---|-------------------|
| Cable length                              | 0,3 m             |
| Side 1                                    |                   |
| Tightening torque                         | 0,6 Nm            |
| Mounting method                           | inserted, screwed |
| Coating contact                           | gold plated       |
| Family construction form                  | M12               |
| Thread                                    | M12 x 1           |
| suitable for corrugated tube (internal Ø) | 10 mm             |
| Material contact                          | Copper alloy      |
| Material                                  | PUR               |
| No. of poles                              | 3                 |
| Width across flats                        | SW13              |
| Degree of protection (EN IEC 60529)       | IP66K, IP67       |
| Side 2                                    |                   |
| Tightening torque                         | 0,4 Nm            |
| Mounting method                           | inserted, screwed |
| Coating contact                           | gold plated       |
| Family construction form                  | M8                |
| Thread                                    | M8 x 1            |
| suitable for corrugated tube (internal Ø) | 6,5 mm            |
| Material contact                          | Copper alloy      |
| Material                                  | PUR               |
| No. of poles                              | 3                 |
| Width across flats                        | SW9               |
| Degree of protection (EN IEC 60529)       | IP66K, IP67       |
| Commercial data                           |                   |
| ECLASS-6.0                                | 27279218          |
| ECLASS-7.0                                | 27279218          |
| ECLASS-8.0                                | 27279218          |
| ECLASS-9.0                                | 27060311          |
| ECLASS-10.1                               | 27060311          |
| ECLASS-11.1                               | 27060311          |

|                       |               |
|-----------------------|---------------|
| ECLASS-12.0           | 27060311      |
| ETIM-5.0              | EC001855      |
| customs tariff number | 85444290      |
| GTIN                  | 4048879160056 |
| Packaging unit        | 1             |

#### Electrical data | Supply

|                                       |      |
|---------------------------------------|------|
| Operating voltage DC                  | 24 V |
| Operating voltage DC min.             | 18 V |
| Operating voltage DC max.             | 30 V |
| Operating voltage DC max. (UL-listed) | 30 V |
| Current operating per contact max.    | 4 A  |
| Current consumption max.              | 5 mA |

#### Diagnostics

|                       |               |
|-----------------------|---------------|
| Status indication LED | green, yellow |
|-----------------------|---------------|

#### Device protection | Electrical

|  |                   |
|--|-------------------|
| Additional condition protection degree | inserted, screwed |
| Pollution Degree                       | 3                 |
| Rated surge voltage                    | 0,8 kV            |
| Material group (IEC 60664-1)           | I                 |

#### Mechanical data | Material data

|                           |                  |
|---------------------------|------------------|
| Coating locking           | Nickeled         |
| Coating of fitting        | nickel plated    |
| Material gasket           | FKM              |
| Locking material          | Zinc die-casting |
| Material screw connection | Zinc die-casting |

#### Mechanical data | Mounting data

|                 |                                       |
|-----------------|---------------------------------------|
| Mounting method | inserted, screwed, Shaking protection |
|-----------------|---------------------------------------|

#### Environmental characteristics | Climatic

|  |                            |
|--|----------------------------|
| Operating temperature min.             | -25 °C                     |
| Operating temperature max.             | 85 °C                      |
| Additional condition temperature range | depending on cable quality |

#### Important installation notes

|                        |   |
|------------------------|---|
| Note on strain relief  | Protect the connectors by suitable measures from mechanical loads, e.g. by the usage of cable ties.   |
| Note on bending radius | <b>Attention:</b> Observe the permissible bending radii when laying cables, as the IP protection class can be endangered by excessive bending forces. |

#### Conformity

|                  |   |
|------------------|---|
| Product standard | DIN EN 61076-2-101 (M12), DIN EN 61076-2-114 (M8) |
|------------------|---|

#### Installation | Cable

|                                   |  |
|-----------------------------------|--|
| Cable identification              | 010  |
| Cable Type                        | 1  |
| Jacket Color                      | yellow   |
| Type of Certificate               | cURus  |
| Amount stranding                  | 1  |
| Stranding                         | 3 wires twisted                                  |
| wire arrangement                  | brown, black, blue                               |
| Cable weight                      | 29,37 g/m  |
| Material jacket                   | PVC  |
| Shore hardness jacket             | 85 ± 5 Shore A                                   |
| Freedom from ingredients (jacket) | lead-free, cadmium-free, CFC-free, silicone-free |
| Outer-diameter (jacket)           | 4,5 mm   |
| Tolerance outer diameter (sheath) | ± 5 %  |

|   |  |
|---|--|
| Material wire insulation                          | PVC  |
| Amount wires                                      | 3  |
| Outer diameter insulation                         | 1,25 mm  |
| Outer diameter tolerance core insulation          | ± 5 %  |
| Shore hardness wire insulation                    | 45 ± 5 Shore D                                       |
| Material properties wire insulation               | good machinability                                   |
| Ingredient freeness wire insulation               | lead-free, cadmium-free, CFC-free, silicone-free     |
| Amount strands (wire)                             | 14   |
| Diameter of single wires                          | 0,15 mm  |
| Conductor crosssection (wire)                     | 0,25 mm <sup>2</sup>                                 |
| Material conductor wire                           | Stranded copper wire, bare                           |
| Conductor type (wire)                             | Strand class 5                                       |
| Nominal voltage AC max.                           | 300 V  |
| Current load capacity (standard)                  | to DIN VDE 0298-4                                    |
| Current load capacity min. wire                   | 4,5 A  |
| Electrical resistance line constant wire          | 79 Ω/km @ 20 °C                                      |
| AC withstand voltage (wire - wire)                | 2 kV @ 60 s  |
| Power frequency withstand voltage (wire - jacket) | 2 kV @ 60 s  |
| Min. operating temperature (static)               | -30 °C   |
| Max. operating temperature (fixed)                | 80 °C  |
| Operating temperature min. (dynamic)              | -5 °C  |
| Operating temperature max. (dynamic)              | 80 °C  |
| Flame resistance                                  | UL 1581 § 1100 FT2   IEC 60332-2-2   UL 1581 § 1090  |
| chemical resistance                               | Good, application-related testing                    |
| Gasoline resistance                               | Good, application-related testing                    |
| Oil resistance                                    | Good, application-related testing   DIN EN 60811-404 |
| Bending radius (fixed)                            | 5 x Outer diameter                                   |
| Bending radius (dynamic)                          | 10 x Outer diameter                                  |