

**M12 male 0° A-cod. / MSUD valve plug A-18mm**

PVC 5x0.34 bk UL/CSA 5m

**MSUD**

Form A (18 mm) – M12, male straight

24 V DC  $\pm 25\%$ 

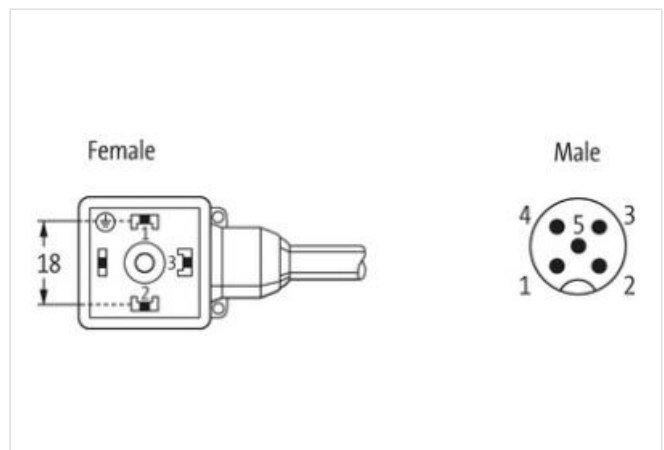
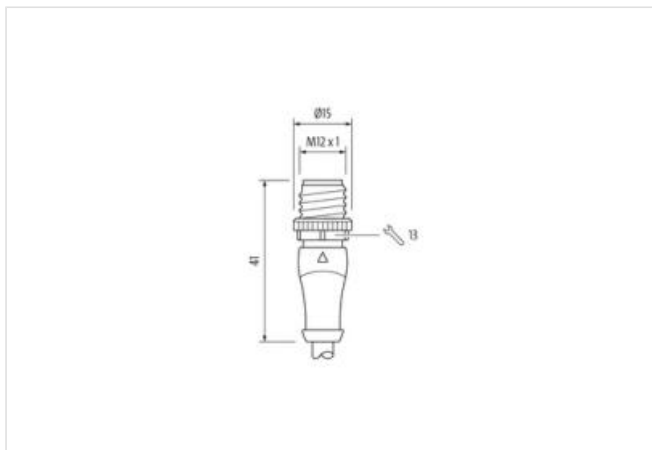
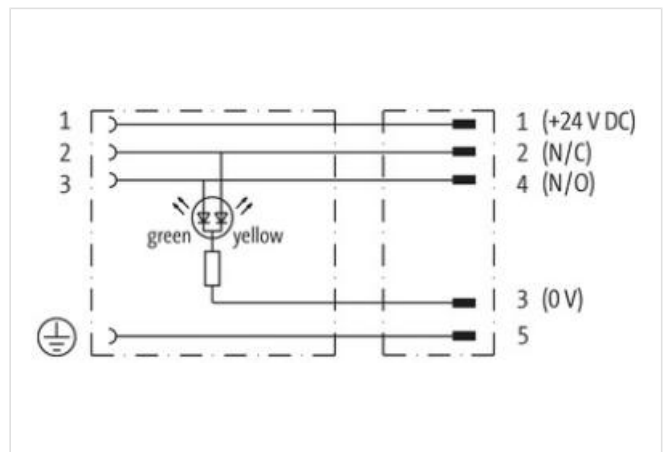
LED (yellow/green)

for pressure switches

Further cable lengths on request.

Plastic housings with good resistance against chemicals and oils.

The resistance to aggressive media should be individually tested for your application. Further details on request.

[Link to Product](#)**Illustration**



Product may differ from Image



Cable length	5 m
Side 1	
Tightening torque	0,4 Nm
Family construction form	MSUD
Thread	M3
Material	PUR
Degree of protection (EN IEC 60529)	IP67
Side 2	
Tightening torque	0,6 Nm
Family construction form	M12
Thread	M12 x 1
suitable for corrugated tube (internal Ø)	10 mm
Material	PBT
Width across flats	SW13
Degree of protection (EN IEC 60529)	IP67
Commercial data	
ECLASS-6.0	27279218
ECLASS-7.0	27279218
ECLASS-8.0	27279218
ECLASS-9.0	27060311
ECLASS-10.1	27060312
ECLASS-11.1	27060312
ECLASS-12.0	27060312
ETIM-5.0	EC001855
customs tariff number	85444290
GTIN	4048879828437
Packaging unit	1
Electrical data   Supply	
Operating voltage DC	24 V
Operating voltage DC min.	18 V
Operating voltage DC max.	30 V
Current operating per contact max.	4 A

Current consumption max. 15 mA

#### Diagnostics

Status indication LED green, yellow

#### Device protection | Electrical

Additional condition protection degree inserted, screwed

Pollution Degree 3

Rated surge voltage 0,8 kV

Material group (IEC 60664-1) I

#### Mechanical data | Material data

Coating locking Nickerled

Color housing black

Material gasket PUR

Material housing Plastic

Locking material Zinc die-casting

#### Mechanical data | Mounting data

Mounting method inserted, screwed

#### Environmental characteristics | Climatic

Operating temperature min. -25 °C

Operating temperature max. 85 °C

Additional condition temperature range depending on cable quality

#### Important installation notes

Note on strain relief Protect the connectors by suitable measures from mechanical loads, e.g. by the usage of cable ties.

Note on bending radius **Attention:** Observe the permissible bending radii when laying cables, as the IP protection class can be endangered by excessive bending forces.

#### Installation | Cable

Cable identification 615

Cable Type 1

Jacket Color black

Type of Certificate cURus

Amount stranding 1

Stranding 5 wires around Core filler twisted

Filler yes

wire arrangement brown, black, blue, white, green-yellow

Cable weight 48,4 g/m

Material jacket PVC

Shore hardness jacket 85 ± 5 Shore A

Freedom from ingredients (jacket) lead-free, cadmium-free, CFC-free, silicone-free

Outer-diameter (jacket) 5,2 mm

Tolerance outer diameter (sheath) ± 5 %

Material wire insulation PVC

Amount wires 5

Outer diameter insulation 1,25 mm

Outer diameter tolerance core insulation ± 5 %

Shore hardness wire insulation 45 ± 5 Shore D

Material properties wire insulation good machinability

Ingredient freeness wire insulation lead-free, cadmium-free, CFC-free, silicone-free

Amount strands (wire) 19

Diameter of single wires 0,15 mm

Conductor crosssection (wire) 0,34 mm²

Material conductor wire Stranded copper wire, bare

Conductor type (wire) Strand class 5

Nominal voltage AC max. 300 V

Current load capacity (standard)	to DIN VDE 0298-4
Current load capacity min. wire	4,5 A
Electrical resistance line constant wire	57 $\Omega$ /km @ 20 °C
AC withstand voltage (wire - wire)	2 kV @ 60 s
Power frequency withstand voltage (wire - jacket)	2 kV @ 60 s
Min. operating temperature (static)	-30 °C
Max. operating temperature (fixed)	80 °C
Operating temperature min. (dynamic)	-5 °C
Operating temperature max. (dynamic)	80 °C
UV resistance	DIN EN ISO 4892-2 A
Flame resistance	IEC 60332-2-2   UL 1581 § 1100 FT2   UL 1581 § 1090
chemical resistance	Good, application-related testing
Gasoline resistance	Good, application-related testing
Oil resistance	DIN EN 60811-404   Good, application-related testing
Bending radius (fixed)	5 x Outer diameter
Bending radius (dynamic)	10 x Outer diameter