

M12 male 90° A-cod. / MSUD valve plug A-18mm

PUR 5x0.34 gy UL/CSA+robot+drag ch. 1.5m

MSUD

Form A (18 mm) – M12, male 90°

24 V DC $\pm 25\%$

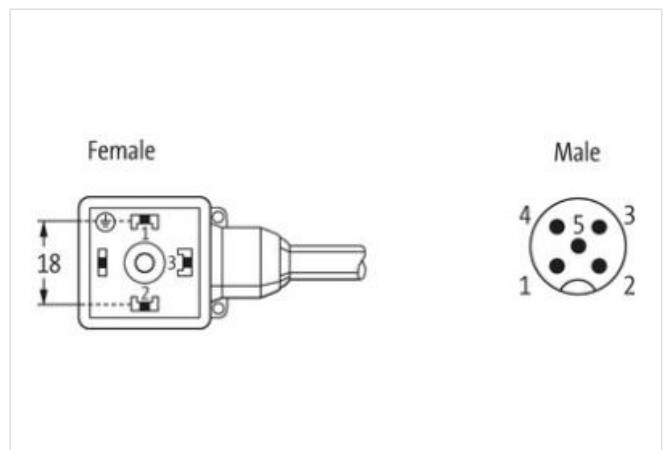
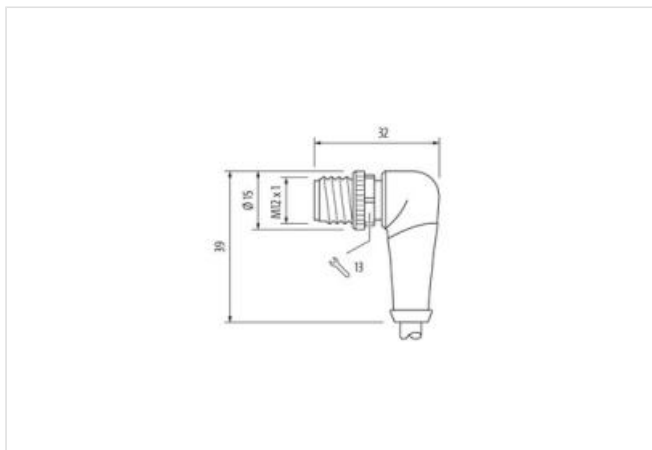
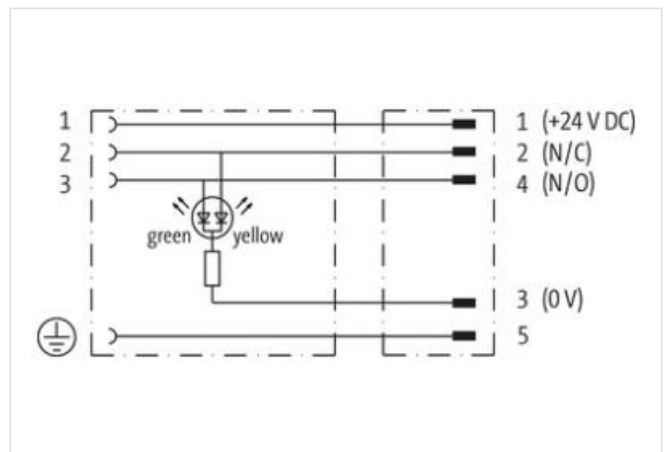

LED (yellow/green)

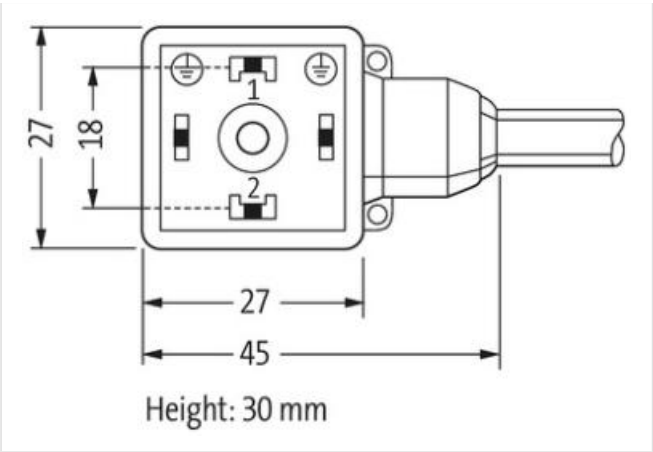
for pressure switches

Further cable lengths on request.

Plastic housings with good resistance against chemicals and oils.

The resistance to aggressive media should be individually tested for your application. Further details on request.

[Link to Product](#)**Illustration**



Product may differ from Image



Cable length	1,5 m
Side 1	
Tightening torque	0,4 Nm
Family construction form	MSUD
Thread	M3
Degree of protection (EN IEC 60529)	IP66K, IP67
Side 2	
Tightening torque	0,6 Nm
Family construction form	M12
Thread	M12 x 1
Degree of protection (EN IEC 60529)	IP66K, IP67
Commercial data	
ECLASS-6.0	27279218
ECLASS-6.1	27279218
ECLASS-7.0	27279218
ECLASS-8.0	27279218
ECLASS-9.0	27060312
ECLASS-10.1	27060312
ECLASS-11.1	27060312
ECLASS-12.0	27060312
ETIM-5.0	EC001855
customs tariff number	85444290
GTIN	4048879610643
Packaging unit	1
Electrical data Supply	
Operating voltage DC	24 V
Operating voltage DC min.	18 V
Operating voltage DC max.	30 V
Current operating per contact max.	4 A
Current consumption max.	12 mA
Device protection Electrical	

Additional condition protection degree	inserted, screwed
--	-------------------

Rated surge voltage	0,8 kV
---------------------	--------

Mechanical data | Material data

Color housing	black
---------------	-------

Material housing	Plastic
------------------	---------

Mechanical data | Mounting data

Mounting method	inserted, screwed
-----------------	-------------------

Environmental characteristics | Climatic

Operating temperature min.	-25 °C
----------------------------	--------

Operating temperature max.	85 °C
----------------------------	-------

Additional condition temperature range	depending on cable quality
--	----------------------------

Important installation notes

Note on strain relief	Protect the connectors by suitable measures from mechanical loads, e.g. by the usage of cable ties.
-----------------------	---

Note on bending radius	Attention: Observe the permissible bending radii when laying cables, as the IP protection class can be endangered by excessive bending forces.
------------------------	---

Installation | Cable

Cable identification	255
----------------------	-----

Cable Type	5
------------	---

Jacket Color	gray
--------------	------

Type of Certificate	cURus
---------------------	-------

Amount stranding	1
------------------	---

Stranding	5 wires around Core filler twisted
-----------	------------------------------------

Filler	yes
--------	-----

wire arrangement	brown, black, blue, white, green-yellow
------------------	---

Traversing distance (C-track)	5 m @ 25 °C horizontal
-------------------------------	--------------------------

Cable weight	41,8 g/m
--------------	----------

Material jacket	PUR
-----------------	-----

Shore hardness jacket	58 ± 3 Shore D
-----------------------	----------------

Freedom from ingredients (jacket)	lead-free, cadmium-free, CFC-free, halogen-free, silicone-free
-----------------------------------	--

Outer-diameter (jacket)	5 mm
-------------------------	------

Tolerance outer diameter (sheath)	± 5 %
-----------------------------------	-------

Material wire insulation	PP
--------------------------	----

Amount wires	5
--------------	---

Outer diameter insulation	1,25 mm
---------------------------	---------

Outer diameter tolerance core insulation	± 5 %
--	-------

Shore hardness wire insulation	74 ± 3 Shore D
--------------------------------	----------------

Ingredient freeness wire insulation	lead-free, cadmium-free, CFC-free, halogen-free, silicone-free
-------------------------------------	--

Amount strands (wire)	42
-----------------------	----

Diameter of single wires	0,1 mm
--------------------------	--------

Conductor crosssection (wire)	0,34 mm²
-------------------------------	----------

Material conductor wire	Stranded copper wire, bare
-------------------------	----------------------------

Conductor type (wire)	strand class 6
-----------------------	----------------

Nominal voltage AC max.	300 V
-------------------------	-------

Current load capacity (standard)	to DIN VDE 0298-4
----------------------------------	-------------------

Current load capacity min. wire	4,5 A
---------------------------------	-------

Electrical resistance line constant wire	60 Ω/km @ 20 °C
--	-----------------

AC withstand voltage (wire - wire)	2,5 kV @ 60 s
------------------------------------	---------------

Power frequency withstand voltage (wire - jacket)	2,5 kV @ 60 s
---	---------------

Min. operating temperature (static)	-40 °C
-------------------------------------	--------

Max. operating temperature (fixed)	80 °C / 90 °C @ 10000 h Operation
------------------------------------	-----------------------------------

Operating temperature min. (dynamic)	-25 °C
--------------------------------------	--------

Operating temperature max. (dynamic)	80 °C / 90 °C @ 10000 h Operation
--------------------------------------	-----------------------------------

Flame resistance	UL 1581 § 1090 IEC 60332-2-2 UL 1581 § 1100 FT2
chemical resistance	Good, application-related testing
Gasoline resistance	Good, application-related testing
Oil resistance	Good, application-related testing DIN EN 60811-404
Bending radius (fixed)	5 x Outer diameter
Bending radius (dynamic)	10 x Outer diameter
Travel speed (C-track)	10 Mio. @ 25 °C
No. of torsion cycles	1 Mio.
Torsion stress	± 360 °/m
Torsion speed	35 cycles/min