

**M12 fem. recept. D-cod. rear/RJ45 male 0° shielded**

PUR 1x4xAWG22 shielded vt UL/CSA+drag ch. 1m

Ethernet CAT5

Plastic housings with good resistance against chemicals and oils.

Flange female straight – male straight

M12 – RJ45, 4-pole

D-coded

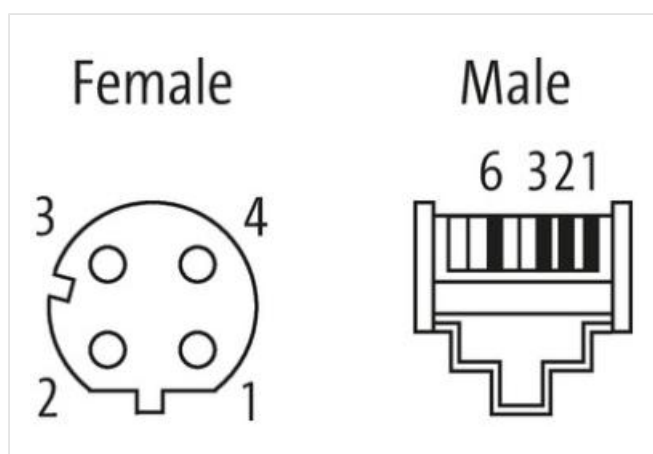
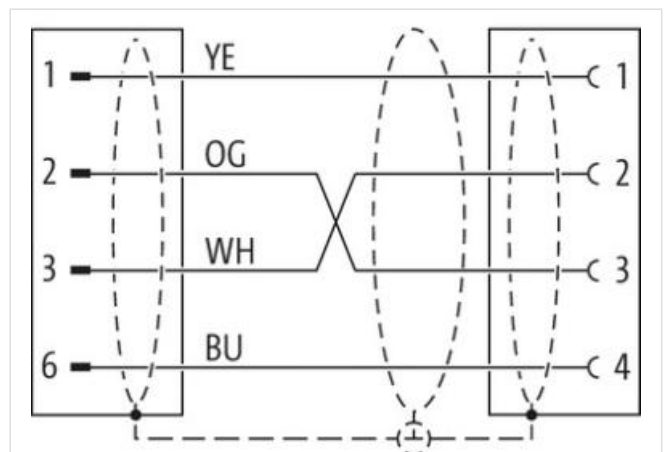
shielded

8-pole partly used


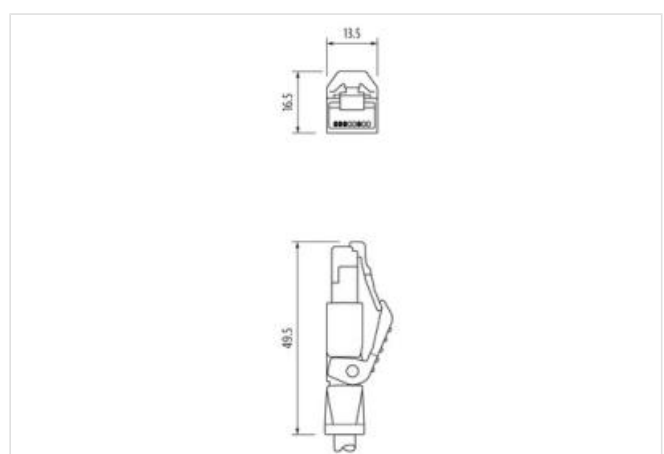
Rear mounting

Transmission properties with channel transmission up to 100 m

Further cable lengths on request.

[Link to Product](#)**Illustration**

Product may differ from Image



Cable length 1 m

#### Side 1

|   |         |
|---|---------|
| Tightening torque                         | 0,6 Nm  |
| Family construction form                  | M12     |
| Thread                                    | M12 x 1 |
| suitable for corrugated tube (internal Ø) | 10 mm   |
| Coding                                    | D       |
| Material                                  | PUR     |
| Degree of protection (EN IEC 60529)       | IP67    |

#### Side 2

|                                     |               |
|-------------------------------------|---------------|
| Coating head                        | nickel plated |
| Family construction form            | RJ45          |
| Material                            | Brass         |
| Degree of protection (EN IEC 60529) | IP20          |

#### Commercial data

|                       |               |
|-----------------------|---------------|
| ECLASS-6.0            | 27061801      |
| ECLASS-6.1            | 27279220      |
| ECLASS-7.0            | 27440103      |
| ECLASS-8.0            | 27440103      |
| ECLASS-9.0            | 27440103      |
| ECLASS-10.1           | 27440103      |
| ECLASS-11.1           | 27440103      |
| ECLASS-12.0           | 27440103      |
| ETIM-5.0              | EC002599      |
| customs tariff number | 85444290      |
| GTIN                  | 4048879576284 |
| Packaging unit        | 1             |

#### Electrical data | Supply

|                                       |       |
|---------------------------------------|-------|
| Operating voltage DC max.             | 60 V  |
| Operating voltage DC max. (UL-listed) | 30 V  |
| Current operating per contact max.    | 1,5 A |

#### Industrial communication

|                             |  |
|-----------------------------|--|
| Transfer parameters         | CAT5, Class D (ISO/IEC 11801:2002), (EN 50173-1) |
| Data transmission rate max. | 100 MBit/s                                       |

#### Industrial communication | Ethernet functionality

|        |             |
|--------|-------------|
| duplex | Full duplex |
|--------|-------------|

#### Installation | Connection

|                          |           |
|--------------------------|-----------|
| Mounting set             | M16 x 1.5 |
| Family construction form | M12       |
| Width across flats       | SW19      |

#### Device protection | Electrical

|                              |          |
|------------------------------|----------|
| Protection NEMA              | 3, 4, 6P |
| Pollution Degree             | 3        |
| Rated surge voltage          | 1 kV     |
| Material group (IEC 60664-1) | I        |

#### Mechanical data | Material data

|                  |               |
|------------------|---------------|
| Coating locking  | nickel plated |
| Locking material | Brass         |

#### Mechanical data | Mounting data

|                 |                   |
|-----------------|-------------------|
| Mounting method | inserted, screwed |
|-----------------|-------------------|

| Environmental characteristics   Climatic          |   |
|---|---|
| Operating temperature min.                        | -25 °C  |
| Operating temperature max.                        | 85 °C   |
| Additional condition temperature range            | depending on cable quality  |
| Important installation notes                      |   |
| Note on strain relief                             | Protect the connectors by suitable measures from mechanical loads, e.g. by the usage of cable ties.   |
| Note on bending radius                            | <b>Attention:</b> Observe the permissible bending radii when laying cables, as the IP protection class can be endangered by excessive bending forces. |
| Conformity  |   |
| Product standard                                  | DIN EN 61076-2-101 (M12)  |
| Approvals   |   |
| UL 50E  | yes   |
| Installation   Cable                              |   |
| wire arrangement                                  | white, yellow, blue, orange   |
| Cable identification                              | 798   |
| Jacket Color                                      | violet  |
| Type of Certificate                               | cURus   |
| Amount stranding                                  | 1   |
| Stranding   | 4 wires around Core filler twisted  |
| Cable shielding (type)                            | copper braid, tinned  |
| Cable shielding (coverage)                        | 85 %  |
| Banding   | Fleece, Foil  |
| Filler  | yes   |
| wire arrangement                                  | white, yellow, blue, orange   |
| Cable weight                                      | 68,64 g/m   |
| Material jacket                                   | PUR   |
| Shore hardness jacket                             | 89 Shore A  |
| Freedom from ingredients (jacket)                 | lead-free, cadmium-free, CFC-free, halogen-free, silicone-free  |
| Outer-diameter (jacket)                           | 6,7 mm  |
| Tolerance outer diameter (sheath)                 | ± 5 %   |
| Material inner jacket                             | FRNC  |
| Color (inner jacket)                              | natur   |
| Material wire insulation                          | PE  |
| Amount wires                                      | 4   |
| Outer diameter insulation                         | 1,4 mm  |
| Outer diameter tolerance core insulation          | ± 5 %   |
| Shore hardness wire insulation                    | 65 Shore D  |
| Ingredient freeness wire insulation               | lead-free, CFC-free, halogen-free   |
| Amount strands (wire)                             | 7   |
| Diameter of single wires                          | 22 AWG  |
| Conductor crosssection (wire)                     | 22 AWG  |
| Material conductor wire                           | Stranded copper wire, bare  |
| Nominal voltage AC max.                           | 300 V   |
| Current load capacity (standard)                  | to DIN VDE 0298-4   |
| Current load capacity min. wire                   | 4,8 A   |
| Characteristic impedance                          | 100 Ω ± 15 % @ 100 MHz  |
| Electrical resistance line constant wire          | 55 Ω/km @ 20 °C   |
| AC withstand voltage (wire - wire)                | 2 kV @ 60 s   |
| Electrical capacity line constant (wire - wire)   | 50000 pF/km   |
| Power frequency withstand voltage (wire - jacket) | 2 kV @ 60 s   |
| AC withstand voltage (wire - shield)              | 2 kV @ 60 s   |

|                                      |  |
|--------------------------------------|--|
| Min. operating temperature (static)  | -40 °C   |
| Max. operating temperature (fixed)   | 80 °C  |
| Operating temperature min. (dynamic) | -30 °C   |
| Operating temperature max. (dynamic) | 70 °C  |
| Flame resistance                     | IEC 60332-2-2   UL 1581 § 1090   UL 1581 § 1100 FT2  |
| chemical resistance                  | Good, application-related testing                    |
| Gasoline resistance                  | Good, application-related testing                    |
| Oil resistance                       | DIN EN 60811-404   Good, application-related testing |
| Bending radius (fixed)               | 5 x Outer diameter                                   |
| Bending radius (dynamic)             | 12 x Outer diameter                                  |
| No. of bending cycles (C-track)      | 3 Mio.   |
| Traversing distance (C-track)        | 5 m @ 25 °C  |
| Travel speed (C-track)               | 3,3 m/s @ 25 °C                                      |
| No. of torsion cycles                | 1 Mio.   |
| Torsion stress                       | ± 180 °/m  |