

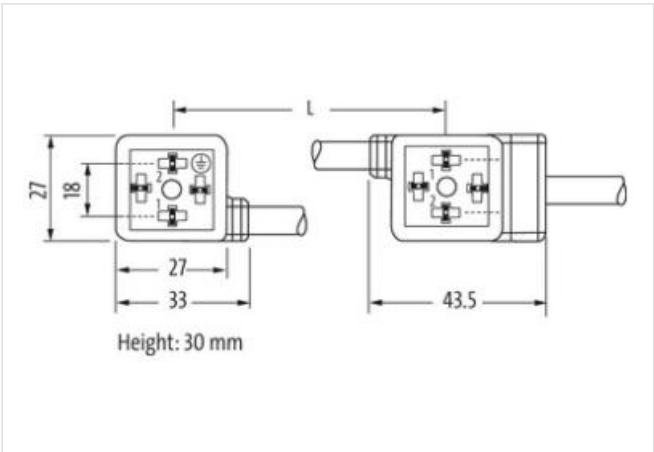
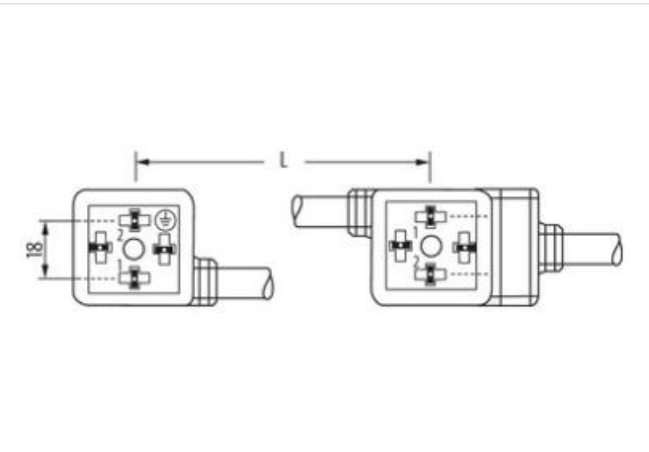
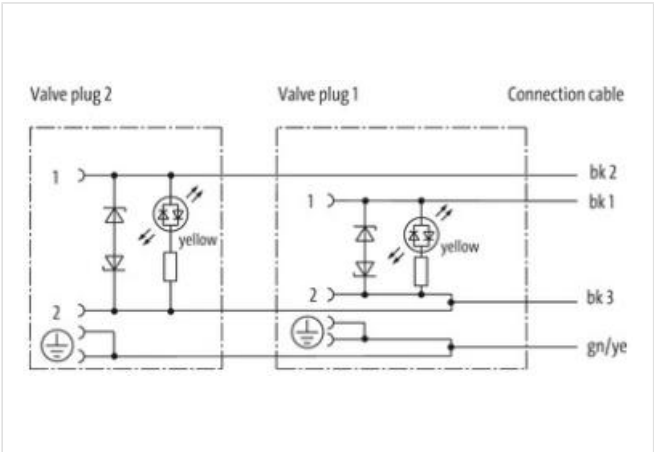
MSUD double valve A-18mm with cable

PVC 4x0.75 bk 0.6m

Form A (18 mm)
24 V AC $\pm 20\%$ / DC $\pm 25\%$
LED and suppression
Connection cable L = 200 mm
Further cable lengths on request.
Plastic housings with good resistance against chemicals and oils.
The resistance to aggressive media should be individually tested for your application. Further details on request.

Link to Product

Illustration



Product may differ from Image



Cable length	0,6 m
Side 1	
Tightening torque	0,4 Nm

Thread M3

Side 2

Tightening torque 0,4 Nm

Thread M3

Commercial data

ECLASS-6.0 27279218

ECLASS-6.1 27279218

ECLASS-7.0 27279218

ECLASS-8.0 27279218

ECLASS-9.0 27060312

ECLASS-10.1 27060312

ECLASS-11.1 27060312

ECLASS-12.0 27060312

ETIM-5.0 EC001855

customs tariff number 85444290

GTIN 4048879136891

Packaging unit 1

Electrical data

Capacity CX 20 ms

Electrical data | Supply

Operating voltage AC 24 V

Operating voltage AC min. 19,2 V

Operating voltage AC max. 28,8 V

Operating voltage DC 24 V

Operating voltage DC min. 18 V

Operating voltage DC max. 30 V

Cut-off peak voltage max. 55 V

Current operating per contact max. 4 A

Device protection | Electrical

Degree of protection (EN IEC 60529) IP67

Additional condition protection degree inserted, screwed

Rated surge voltage 0,8 kV

Mechanical data | Material data

Color housing black

Material housing Plastic

Mechanical data | Mounting data

Mounting method inserted, screwed

Environmental characteristics | Climatic

Operating temperature min. -25 °C

Operating temperature max. 85 °C

Additional condition temperature range depending on cable quality

Important installation notes

Note on strain relief Protect the connectors by suitable measures from mechanical loads, e.g. by the usage of cable ties.

Note on bending radius **Attention:** Observe the permissible bending radii when laying cables, as the IP protection class can be endangered by excessive bending forces.

Installation | Cable

Cable identification 617

Cable Type 1

Printing color of wire insulation white (isolation black)

Jacket Color black

Amount stranding 1

Stranding	4 wires twisted
wire arrangement	black 1, black 2, black 3, green-yellow
Cable weight	77,66 g/m
Material jacket	PVC
Shore hardness jacket	80 ± 5 Shore A
Freedom from ingredients (jacket)	lead-free, cadmium-free, CFC-free, silicone-free
Outer-diameter (jacket)	6,5 mm
Tolerance outer diameter (sheath)	± 5 %
Material wire insulation	PVC
Amount wires	4
Outer diameter insulation	1,8 mm
Outer diameter tolerance core insulation	± 5 %
Shore hardness wire insulation	43 ± 5 Shore D
Material properties wire insulation	good machinability
Ingredient freeness wire insulation	lead-free, cadmium-free, CFC-free, silicone-free
Printing color of wire insulation	white (isolation black)
Amount strands (wire)	24
Diameter of single wires	0,2 mm
Conductor crosssection (wire)	0,75 mm ²
Material conductor wire	Stranded copper wire, bare
Conductor type (wire)	Strand class 5
Max. rated voltage (conductor - conductor)	500 V
Max. rated voltage (conductor - ground)	300 V
Current load capacity (standard)	to DIN VDE 0298-4
Current load capacity min. wire	9,6 A
Electrical resistance line constant wire	26 Ω/km @ 20 °C
AC withstand voltage (wire - wire)	3 kV @ 60 s
Power frequency withstand voltage (wire - jacket)	3 kV @ 60 s
Min. operating temperature (static)	-30 °C
Max. operating temperature (fixed)	70 °C
Operating temperature min. (dynamic)	-5 °C
Operating temperature max. (dynamic)	70 °C
UV resistance	DIN EN ISO 4892-2 A
Flame resistance	IEC 60332-2-2 UL 1581 § 1090 UL 1581 § 1100 FT2
chemical resistance	Good, application-related testing
Gasoline resistance	Good, application-related testing
Oil resistance	DIN EN 60811-404 Good, application-related testing
Bending radius (fixed)	5 x Outer diameter
Bending radius (dynamic)	10 x Outer diameter