

M8 male 0° / M8 female 0° B-cod.

PUR 5x0.25 bk UL 3m

Male straight – female straight

M8, 5-pole

B-coded

with cable sleeves

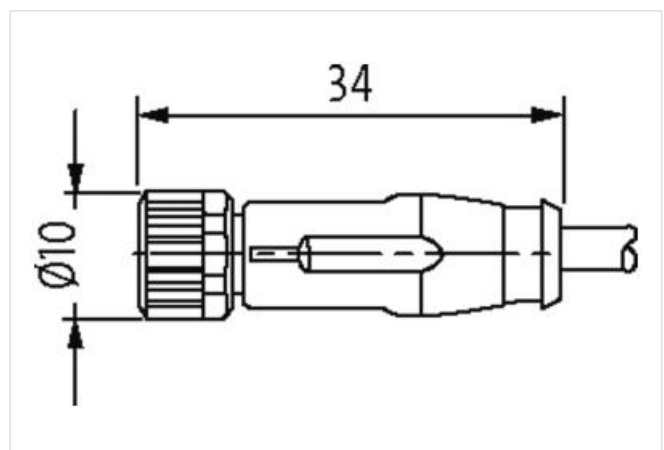
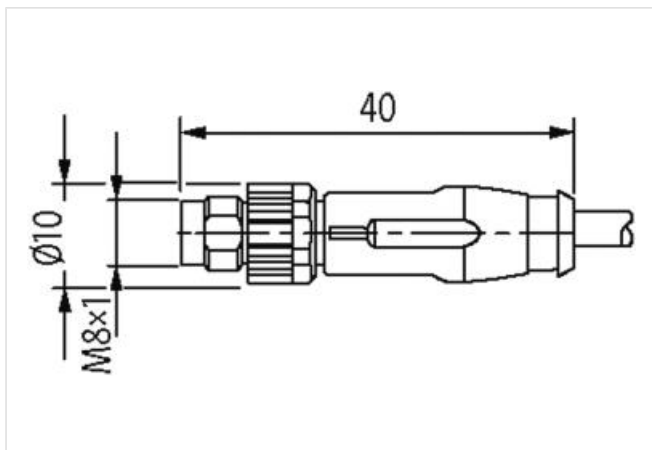
Plastic housings with good resistance against chemicals and oils.

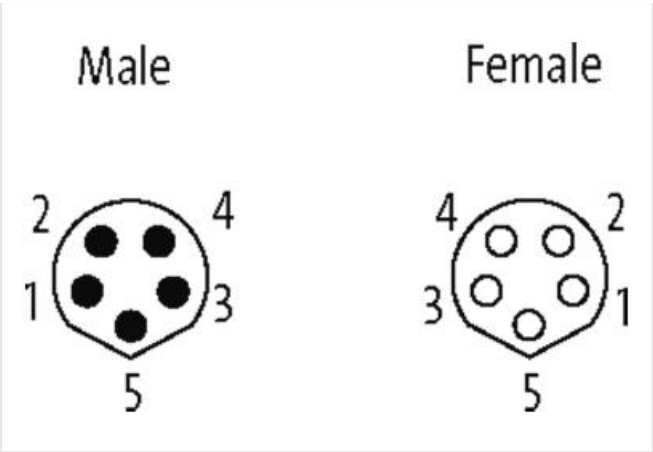
The resistance to aggressive media should be individually tested for your application. Further details on request.

Further cable lengths on request.

[Link to Product](#)**Illustration**

| | | | |
|---|----|---|---|
| 1 | BN | ↔ | 1 |
| 2 | WH | ↔ | 2 |
| 3 | BU | ↔ | 3 |
| 4 | BK | ↔ | 4 |
| 5 | GY | ↔ | 5 |





Product may differ from Image



| | |
|--------------------------|-------------------|
| Cable length | 3 m |
| Side 1 | |
| Tightening torque | 0,4 Nm |
| Mounting method | inserted, screwed |
| Coating contact | gold plated |
| Family construction form | M8 |
| Thread | M8 x 1 |
| Coding | B |
| Material contact | Copper alloy |
| No. of poles | 5 |
| Width across flats | SW9 |
| Side 2 | |
| Tightening torque | 0,4 Nm |
| Mounting method | inserted, screwed |
| Coating contact | gold plated |
| Family construction form | M8 |
| Thread | M8 x 1 |
| Coding | B |
| Material contact | Copper alloy |
| No. of poles | 5 |
| Commercial data | |
| ECLASS-6.0 | 27279218 |
| ECLASS-6.1 | 27279218 |
| ECLASS-7.0 | 27279218 |
| ECLASS-8.0 | 27279218 |
| ECLASS-9.0 | 27060311 |
| ECLASS-10.1 | 27060311 |
| ECLASS-11.1 | 27060311 |
| ECLASS-12.0 | 27060311 |
| ETIM-5.0 | EC001855 |
| customs tariff number | 85444290 |
| GTIN | 4048879736244 |

Packaging unit 1

Electrical data | Supply

| | |
|------------------------------------|------|
| Operating voltage AC max. | 30 V |
| Operating voltage DC max. | 30 V |
| Current operating per contact max. | 3 A |

Diagnostics

| | |
|-----------------------|----|
| Status indication LED | no |
|-----------------------|----|

Installation | Connection

| | |
|--------------------|-----|
| Mating cycles min. | 100 |
|--------------------|-----|

Device protection | Electrical

| | |
|--|-------------------|
| Degree of protection (EN IEC 60529) | IP67 |
| Additional condition protection degree | inserted, screwed |
| Pollution Degree | 3/2 |
| Insulation resistance min. | 100 MΩ |

Mechanical data | Material data

| | |
|------------------|------------------|
| Coating locking | Nickeled |
| Material gasket | FKM |
| Material housing | TPU |
| Locking material | Zinc die-casting |

Mechanical data | Mounting data

| | |
|-----------------|---------------------------------------|
| Mounting method | inserted, screwed, Shaking protection |
|-----------------|---------------------------------------|

Environmental characteristics | Climatic

| | |
|--|----------------------------|
| Operating temperature min. | -30 °C |
| Operating temperature max. | 80 °C |
| Additional condition temperature range | depending on cable quality |

Important installation notes

| | |
|------------------------|---|
| Note on strain relief | Protect the connectors by suitable measures from mechanical loads, e.g. by the usage of cable ties. |
| Note on bending radius | Attention: Observe the permissible bending radii when laying cables, as the IP protection class can be endangered by excessive bending forces. |

Installation | Cable

| | |
|--|---------------------------------|
| Cable identification | 695 |
| Jacket Color | black |
| Amount stranding | 1 |
| Stranding | 5 wires twisted |
| wire arrangement | brown, white, black, blue, gray |
| Material jacket | PUR |
| Outer-diameter (jacket) | 4,7 mm |
| Tolerance outer diameter (sheath) | ± 5 % |
| Material wire insulation | PP |
| Amount wires | 5 |
| Outer diameter insulation | 1,2 mm |
| Outer diameter tolerance core insulation | ± 5 % |
| Amount strands (wire) | 32 |
| Diameter of single wires | 0,1 mm |
| Conductor crosssection (wire) | 0,25 mm² |
| Material conductor wire | Stranded copper wire, bare |
| Conductor type (wire) | strand class 6 |
| Nominal voltage AC max. | 300 V |
| Current load capacity (standard) | to DIN VDE 0298-4 |
| Current load capacity min. wire | 4,8 A |
| Electrical resistance line constant wire | 58 Ω/km @ 20 °C |

| | |
|---|--|
| AC withstand voltage (wire - wire) | 3 kV @ 60 s |
| Power frequency withstand voltage (wire - jacket) | 3 kV @ 60 s |
| Min. operating temperature (static) | -25 °C |
| Max. operating temperature (fixed) | 80 °C |
| Operating temperature min. (dynamic) | -10 °C |
| Operating temperature max. (dynamic) | 80 °C |
| Flame resistance | UL 1581 § 1090 IEC 60332-2-2 UL 1581 § 1100 FT2 |
| chemical resistance | Good, application-related testing |
| Gasoline resistance | Good, application-related testing |
| Oil resistance | DIN EN 60811-404 Good, application-related testing |
| Bending radius (dynamic) | 7,5 x Outer diameter |
| Travel speed (C-track) | 5 Mio. @ 25 °C |