

M12 POWER PANEL FEED THROUGH 5-pole L-CODED

M12 Power, 5-pole, L-coded

Male - female

Control cabinet entry system

Front mounting

Fastening nut included in the delivery

good resistance to oil and chemicals

The resistance to aggressive media should be individually tested for your application. Further details on request.

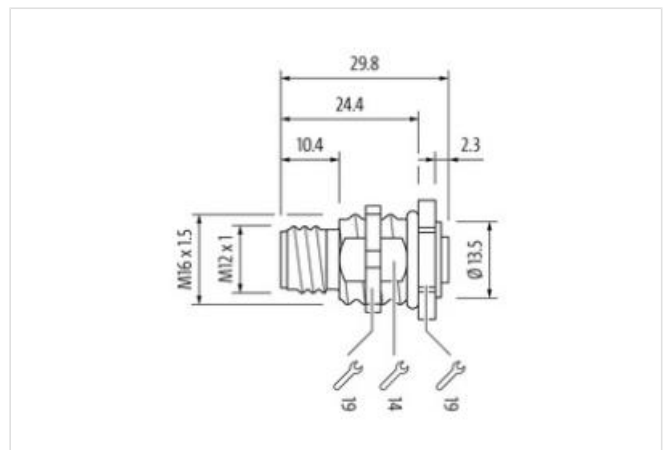
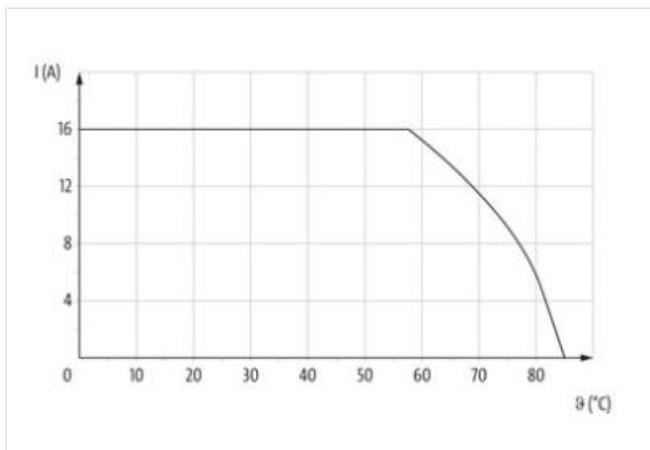
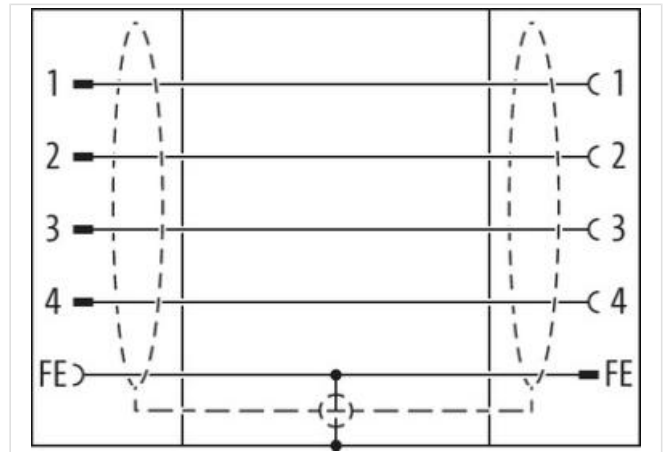
Lead-free without exception (CE - RoHS)

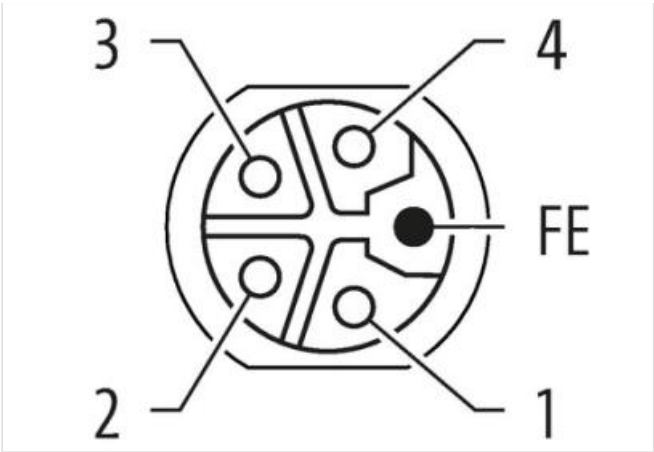
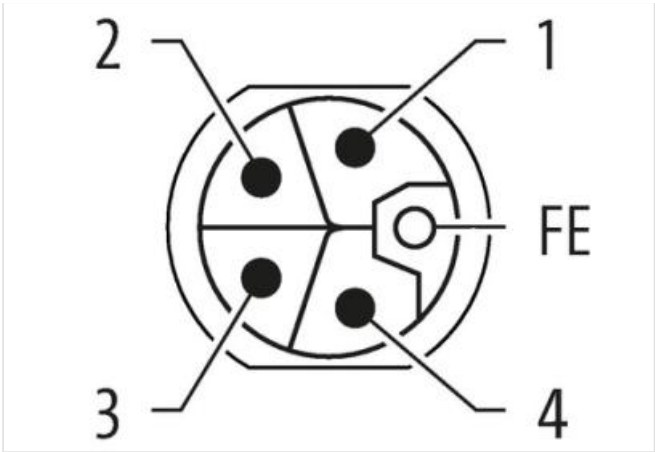
Cap nut

(M16 × 1.5 mm)

[Link to Product](#)

Illustration





Product may differ from Image



Side 1

| | |
|-------------------------------------|------------------|
| Family construction form | M12P |
| Coding | L |
| No. of poles | 5 |
| Degree of protection (EN IEC 60529) | IP65, IP67, IP68 |

Side 2

| | |
|-------------------------------------|------------------|
| Family construction form | M12P |
| Coding | L |
| No. of poles | 5 |
| Degree of protection (EN IEC 60529) | IP65, IP67, IP68 |

Commercial data

| | |
|-----------------------|---------------|
| ECLASS-6.0 | 27279220 |
| ECLASS-6.1 | 27279220 |
| ECLASS-7.0 | 27440103 |
| ECLASS-8.0 | 27440103 |
| ECLASS-9.0 | 27440109 |
| ECLASS-10.1 | 27440109 |
| ECLASS-11.1 | 27440109 |
| ECLASS-12.0 | 27440109 |
| ETIM-5.0 | EC002061 |
| customs tariff number | 85366990 |
| GTIN | 4065909044148 |
| Packaging unit | 1 |

Electrical data | Supply

| | |
|------------------------------------|------|
| Operating voltage DC max. | 63 V |
| Current operating per contact max. | 16 A |

Installation | Connection

| | |
|-------------------|---------|
| Tightening torque | 0,6 Nm |
| Mounting set | M12 x 1 |

Device protection

| | |
|----------|-----|
| Shielded | yes |
|----------|-----|

Device protection | Electrical

| | |
|--|-------------------|
| Additional condition protection degree | inserted, screwed |
|--|-------------------|

| | |
|------------------|---|
| Pollution Degree | 3 |
|------------------|---|

| | |
|---------------------|--------|
| Rated surge voltage | 1,5 kV |
|---------------------|--------|

| | |
|------------------------------|---|
| Material group (IEC 60664-1) | I |
|------------------------------|---|

Mechanical data | Material data

| | |
|-----------------|---------------|
| Coating housing | nickel plated |
|-----------------|---------------|

| | |
|------------------|-------|
| Material housing | Brass |
|------------------|-------|

| | |
|--------------------------|-----|
| Material contact carrier | PUR |
|--------------------------|-----|

Mechanical data | Mounting data

| | |
|-----------------|---------------------------------------|
| Mounting method | inserted, screwed, Shaking protection |
|-----------------|---------------------------------------|

Environmental characteristics | Climatic

| | |
|----------------------------|--------|
| Operating temperature min. | -25 °C |
|----------------------------|--------|

| | |
|----------------------------|-------|
| Operating temperature max. | 85 °C |
|----------------------------|-------|

Important installation notes

| | |
|-----------------------|---|
| Note on strain relief | Protect the connectors by suitable measures from mechanical loads, e.g. by the usage of cable ties. |
|-----------------------|---|

| | |
|------------------------|---|
| Note on bending radius | Attention: Observe the permissible bending radii when laying cables, as the IP protection class can be endangered by excessive bending forces. |
|------------------------|---|

Conformity

| | |
|------------------|-----------------|
| Product standard | IEC 61076-2-111 |
|------------------|-----------------|