

**MQ15 female shielded field-wireable 600V AC Typ 3**6-pol., max. 2.5mm<sup>2</sup>, 7 - 14mm

MQ15

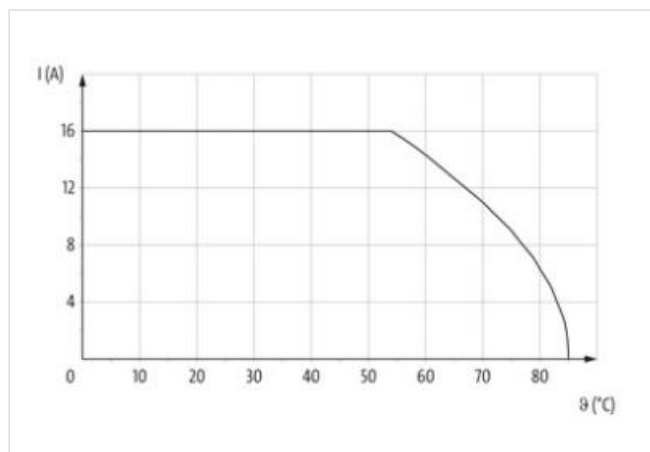
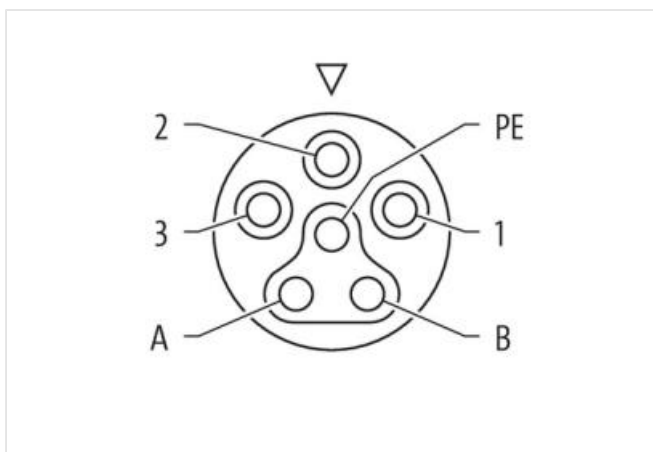
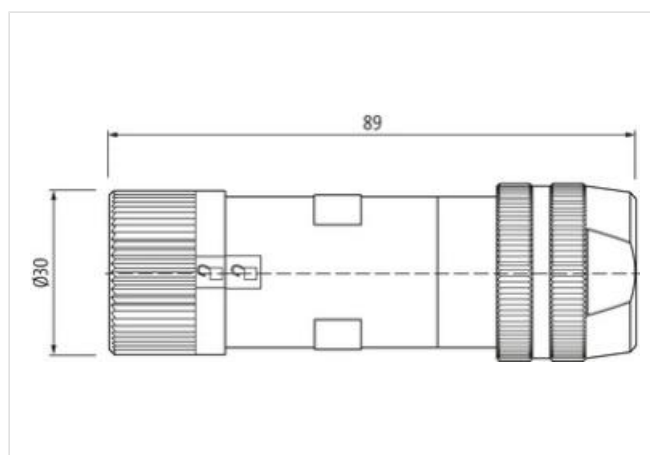
Female straight

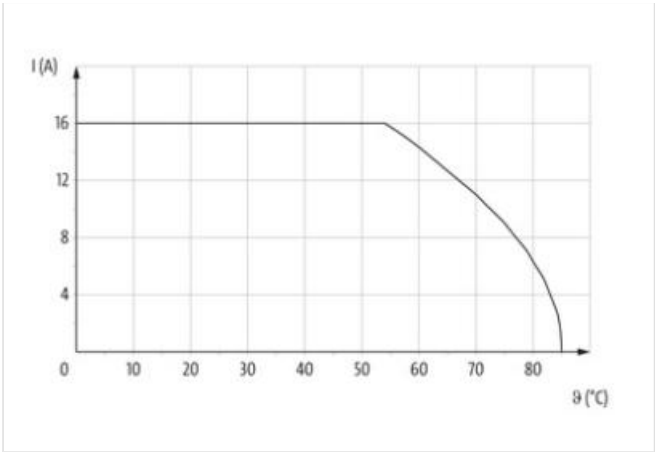
field-wireable

Shielded

Plastic housings with good resistance against chemicals and oils.

The resistance to aggressive media should be individually tested for your application. Further details on request.

**[Link to Product](#)****Illustration**



Product may differ from Image



Side 1	
Tightening torque	0,5 Nm
Mounting method	inserted, locked
Family construction form	MQ15
Gender	female
Coding	Type 3
Material contact	CuZn
No. of poles	6
Side 2	
Mounting method	field-wireable
Commercial data	
ECLASS-6.0	27279221
ECLASS-6.1	27260702
ECLASS-7.0	27440102
ECLASS-8.0	27440102
ECLASS-9.0	27440116
ECLASS-10.1	27440102
ECLASS-11.1	27440102
ECLASS-12.0	27440116
ETIM-5.0	EC002635
customs tariff number	85366990
GTIN	4065909100646
Packaging unit	1
Electrical data   Supply	
Operating voltage DC max.	600 V
Operating current max.	16 A
Diagnostics	
Status indication LED	no
Installation	
Connection cross section max.	2,5 mm²
Installation   Connection	
Connection	Notched contact

**Device protection**

Shielded	yes
----------	-----

**Device protection | Electrical**

Degree of protection (EN IEC 60529)	IP67
Additional condition protection degree	inserted, locked
Pollution Degree	3
Rated surge voltage power contacts	6 kV
Rated surge voltage signal contacts	1,5 kV
Material group (IEC 60664-1)	II
Overvoltage category (EN 60950-1)	III

**Mechanical data | Material data**

Coating contact	silver-plated
Coating locking	nickel plated
Material housing	Zinc die-casting
Locking material	Zinc die-casting

**Mechanical data | Mounting data**

Clamping range min.	7 mm
Clamping range max.	14 mm
Looking techniques	bayonet-locking, Screw locking

**Environmental characteristics | Climatic**

Operating temperature min.	-40 °C
Operating temperature max.	85 °C

**Important installation notes**

Note on strain relief	Protect the connectors by suitable measures from mechanical loads, e.g. by the usage of cable ties.
Note on bending radius	<b>Attention:</b> Observe the permissible bending radii when laying cables, as the IP protection class can be endangered by excessive bending forces.

**Conformity**

Product standard	IEC 61076-2-116
------------------	-----------------