

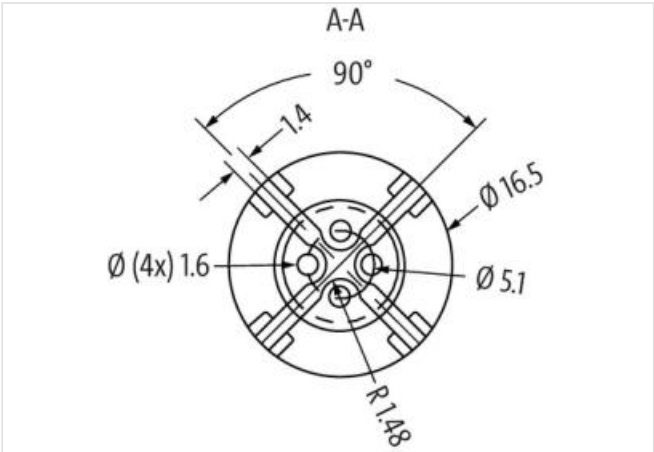
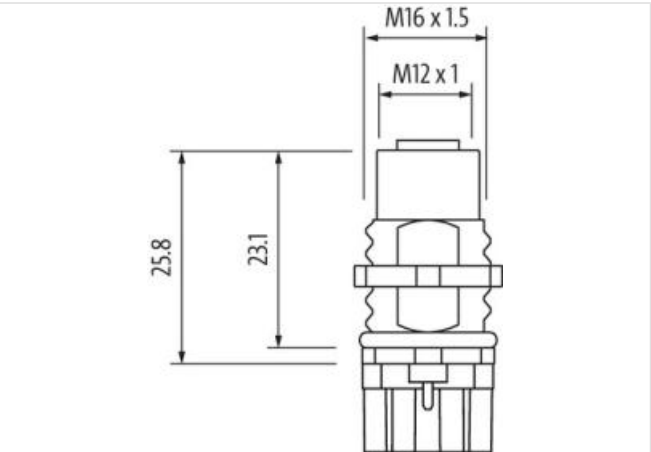
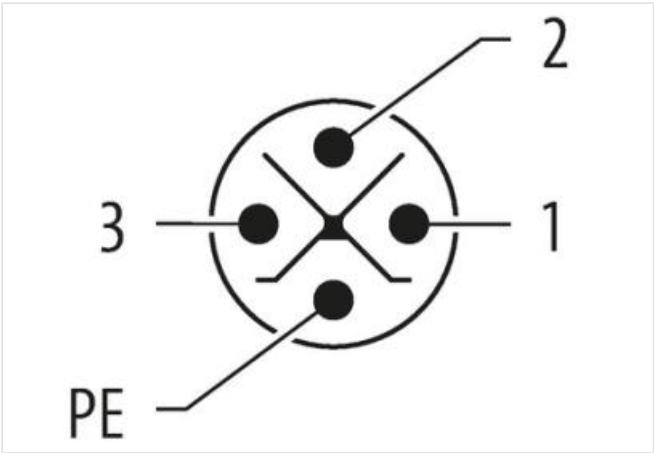
M12 male recept. 0° S-cod. rear

4-pol., PCB-Pin

- PCB connectors
- Male straight
- M12, 4-pole
- S-coded
- Rear mounting
- THT-solder connection

Link to Product

Illustration



Product may differ from Image



Side 1	
Coating contact	gold plated
Family construction form	M12P
Coding	S
Material contact	Copper alloy

No. of poles 4

Commercial data

ECLASS-6.0	27279220
ECLASS-6.1	27279221
ECLASS-7.0	27440104
ECLASS-8.0	27440104
ECLASS-9.0	27440106
ECLASS-10.1	27440106
ECLASS-11.1	27440106
ECLASS-12.0	27440106
ETIM-5.0	EC002061
customs tariff number	85366990
GTIN	4065909074695
Packaging unit	10

Electrical data | Supply

Operating voltage AC max.	630 V
Operating voltage AC max. (UL-listed)	600 V
Current operating per contact max.	12 A

Installation | Connection

Connection information	THT-solder connection
Tightening torque	0,6 Nm
Mounting set	M16 x 1.5
Family construction form	M12P
Width across flats	SW19

Device protection | Electrical

Degree of protection (EN IEC 60529)	IP65, IP67, IP68
Additional condition protection degree	inserted, screwed
Pollution Degree	3

Mechanical data | Material data

Coating housing	nickel plated
Material housing	Copper alloy
Material contact carrier	PA

Mechanical data | Mounting data

Mounting method	inserted, screwed
-----------------	-------------------

Environmental characteristics | Climatic

Operating temperature min.	-30 °C
Operating temperature max.	90 °C

Important installation notes

Note on strain relief	Protect the connectors by suitable measures from mechanical loads, e.g. by the usage of cable ties.
Note on bending radius	Attention: Observe the permissible bending radii when laying cables, as the IP protection class can be endangered by excessive bending forces.

Conformity

Product standard	IEC 61076-2-111
------------------	-----------------