

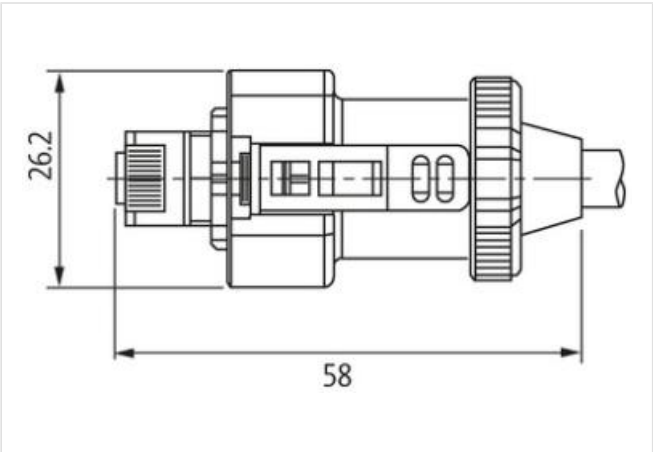
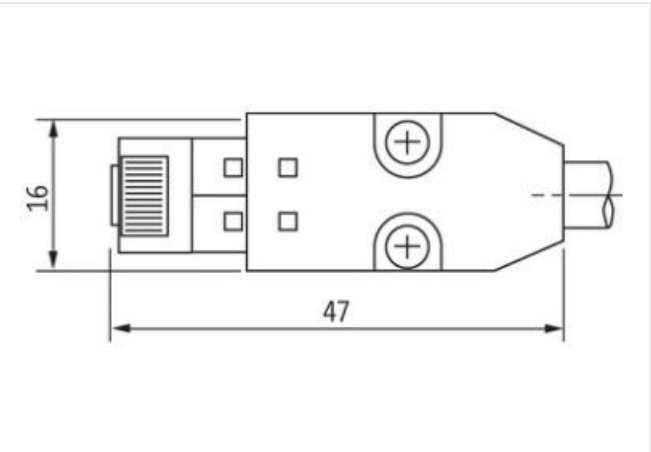
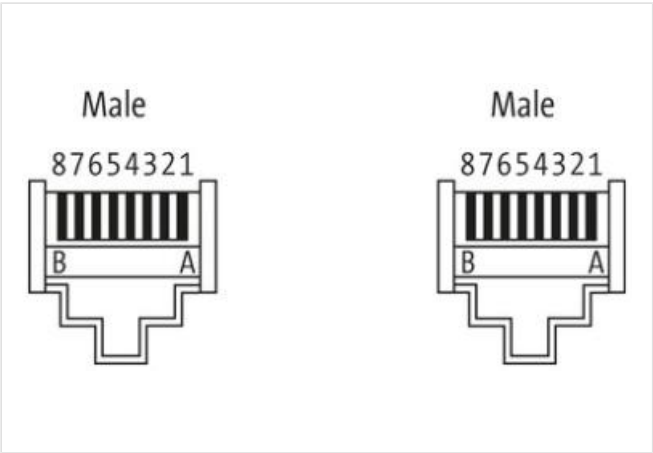

DRIVE CLIQ CABLE

Specification: 6FX5002-2DC10-1CE0

DRIVE-CLiQ signal cable for SINAMICS S120 and motors with DC 24 V wires
Male straight – male straight
DRIVE-CLiQ IP67 – DRIVE CLiQ IP20
Further cable lengths on request.
The resistance to aggressive media should be individually tested for your application. Further details on request.

Link to Product

Illustration



Product may differ from Image

Cable length 24 m

Side 1

Mounting method pluggable

Side 2

Mounting method pluggable

Commercial data

ECLASS-6.0 27061801

ECLASS-7.0 27061801

ECLASS-8.0	27061801
ECLASS-9.0	27061801
ECLASS-10.1	27060307
ECLASS-11.1	27060307
ECLASS-12.0	27060307
ETIM-5.0	EC000830
customs tariff number	85444210
GTIN	4048879864329
Packaging unit	1

Electrical data | Supply

Operating voltage AC max.	30 V
Operating voltage DC max.	30 V
Operating current max.	1,76 A

Device protection | Electrical

Degree of protection (EN IEC 60529)	IP20, IP67
Pollution Degree	3
Rated surge voltage	0,5 kV
Material group (IEC 60664-1)	II

Mechanical data | Mounting data

Looking techniques	DRIVE-CLiQ
--------------------	------------

Environmental characteristics | Climatic

Operating temperature min.	-20 °C
Operating temperature max.	80 °C
Additional condition temperature range	depending on cable quality

Important installation notes

Note on strain relief	Protect the connectors by suitable measures from mechanical loads, e.g. by the usage of cable ties.
Note on bending radius	Attention: Observe the permissible bending radii when laying cables, as the IP protection class can be endangered by excessive bending forces.

Installation | Cable

STOOW style jacket	Hybrid, Data, Power
Cable identification	881
Jacket Color	green
Type of Certificate	cURus
Amount stranding	3
Stranding	2 wires with Filler twisted
Stranding (type 2)	3 Stranded joints with Filler twisted
Cable shielding (type)	copper braid, tinned
Cable shielding (coverage)	85 %
Filler	yes
wire arrangement	(green, yellow), (pink, blue), (red, black)
Traversing distance (C-track)	10 m @ 25 °C horizontal
Material jacket	PVC
Freedom from ingredients (jacket)	lead-free, CFC-free, silicone-free
Travel speed (C-track)	2
Outer-diameter (jacket)	6,95 mm
Tolerance outer diameter (sheath)	± 5 %
Material wire insulation	PE
Amount wires	4
Outer diameter insulation	1,03 mm
Outer diameter tolerance core insulation	± 5 %
Ingredient freeness wire insulation	lead-free, CFC-free, halogen-free, silicone-free
Amount strands (wire)	7

Diameter of single wires	24 AWG
Conductor crosssection (wire)	24 AWG
Material conductor wire	Stranded copper wire, bare
Electrical function wire	Data
Material wire insulation (Power)	PE
Outer diameter wire insulation (Power)	1,03 mm
Tolerance outer diameter wire insulation (Power)	±5 %
Ingredient freeness wire insulation (Power)	lead-free, CFC-free, halogen-free
Amount strands wire (Power)	7
Diameter of single wires (Power)	22 AWG
Wire conductor cross section (Power)	22 AWG
Material conductor wire (Power)	copper stranded wire, tinned
Loop resistance	1000 MΩ × km
Nominal voltage AC max.	30 V
Electrical function wire	Data
Characteristic impedance	100 Ω ± 15 % @ 1 MHz
Electrical resistance line constant wire	90 Ω/km @ 20 °C
Electrical resistance coating wire (Power)	55 Ω/km @20 °C
AC withstand voltage (wire - wire)	0,5 kV @ 60 s
Electric capacitance	50000 pF/km
Power frequency withstand voltage (wire - jacket)	0,5 kV @ 60 s
AC withstand voltage (wire - shield)	0,5 kV @ 60 s
Min. operating temperature (static)	-20 °C
Max. operating temperature (fixed)	80 °C
Operating temperature min. (dynamic)	0 °C
Operating temperature max. (dynamic)	60 °C
Flame resistance	UL 1581 § 1090 UL 1581 § 1100 FT2 IEC 60332-2-2
chemical resistance	Good, application-related testing
Gasoline resistance	Good, application-related testing
Oil resistance	Good, application-related testing DIN EN 60811-404
Travel speed (C-track)	0,1 Mio.