

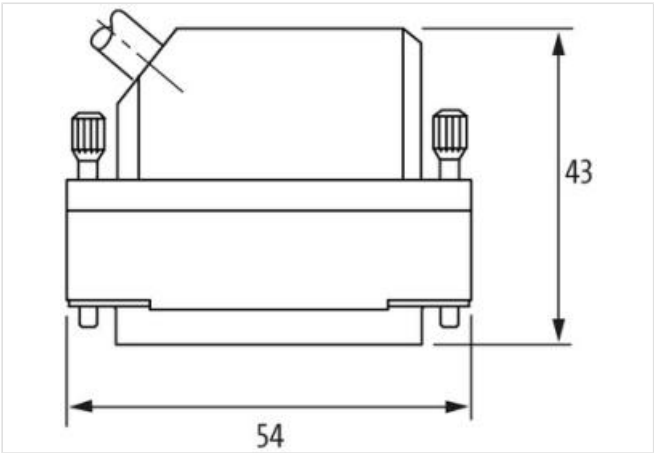
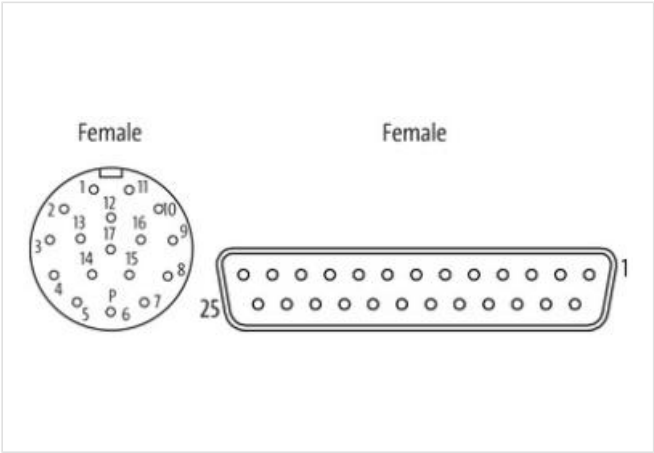

M23 SIGNAL CABLE

Specification: M6FX8002-2CA31-1BC0

Signal cable for SINAMICS S120 and motors with connection M23
Female straight – female 90°
M23, 17-pole – SUB-D25
shielded
without cable sleeves
Further cable lengths on request.
Plastic housings with good resistance against chemicals and oils.
The resistance to aggressive media should be individually tested for your application. Further details on request.

Link to Product

Illustration



Product may differ from Image

Cable length	12 m
Side 1	
Tightening torque	2 Nm
Family construction form	M23
Thread	M23 x 1
suitable for corrugated tube (internal Ø)	16 mm

Width across flats	SW27
Degree of protection (EN IEC 60529)	IP65, IP67
Side 2	
Family construction form	SUB-D25
Degree of protection (EN IEC 60529)	IP20
Commercial data	
ECLASS-6.0	27279218
ECLASS-6.1	27060307
ECLASS-7.0	27060307
ECLASS-8.0	27060307
ECLASS-9.0	27060307
ECLASS-10.1	27060307
ECLASS-11.1	27060307
ECLASS-12.0	27060307
ETIM-5.0	EC001855
customs tariff number	85444290
GTIN	4048879586894
Packaging unit	1
Electrical data Supply	
Operating voltage AC max.	30 V
Operating voltage DC max.	30 V
Device protection Electrical	
Pollution Degree	3
Rated surge voltage	0,5 kV
Material group (IEC 60664-1)	I
Mechanical data Material data	
Coating locking	nickel plated
Material housing	PUR
Locking material	Brass
Mechanical data Mounting data	
Mounting method	inserted, screwed, Shaking protection
Environmental characteristics Climatic	
Operating temperature min.	-25 °C
Operating temperature max.	85 °C
Additional condition temperature range	depending on cable quality
Important installation notes	
Note on strain relief	Protect the connectors by suitable measures from mechanical loads, e.g. by the usage of cable ties.
Note on bending radius	Attention: Observe the permissible bending radii when laying cables, as the IP protection class can be endangered by excessive bending forces.
Installation Cable	
wire arrangement	brown, black, blue, white
Cable identification	811
Function cable	Hybrid
Jacket Color	black
Stranding cable total	6 Stranded joints around Filler twisted
Amount stranding	2
Stranding	4 wires twisted
Amount stranding (type 2)	1
Stranding (type 2)	2 wires twisted
Amount stranding (type 3)	3
Stranding (type 3)	2 wires with Filler twisted

Cable shielding (type)	copper braiding, bare
Banding	Foil
Filler	yes
wire arrangement	brown, black, blue, white
Material jacket	PUR
Freedom from ingredients (jacket)	lead-free, CFC-free, halogen-free
Outer-diameter (jacket)	9,5 mm
Tolerance outer diameter (sheath)	± 5 %
Material wire insulation	PP
Amount wires	10
Outer diameter insulation	0,85 mm
Shore hardness wire insulation	65 ± 5 Shore D
Amount strands (wire)	7
Diameter of single wires	0,16 mm
Conductor crosssection (wire)	0,14 mm ²
Material conductor wire	Stranded copper wire, bare
Outer diameter wire insulation (Data)	2 mm
Amount wires (Data)	4
Amount strands wire (Data)	7
Diameter of single wires (Data)	0,127 mm
Conductor crosssection wire (Data)	0,22 mm ²
Material conductor wire (Data)	copper stranded wire, tinned
Nominal voltage AC max.	300 V
Current load capacity (standard)	to DIN VDE 0298-4
Electrical resistance line constant wire	148,9 Ω/km @ 20 °C
Electrical resistance coating wire (Data)	93,3 Ω/km @ 20 °C
Operating temperature min. (dynamic)	-25 °C
Operating temperature max. (dynamic)	80 °C
UV resistance	DIN EN ISO 4892-2 A
Flame resistance	IEC 60332-2-2 UL 1581 § 1100 FT2 UL 1581 § 1090
chemical resistance	Good, application-related testing
Gasoline resistance	Good, application-related testing
Oil resistance	DIN EN 60811-404 Good, application-related testing
Bending radius (installation)	x Outer diameter
Bending radius (fixed)	x Outer diameter
Bending radius (dynamic)	6 x Outer diameter
No. of bending cycles (C-track)	2 Mio.