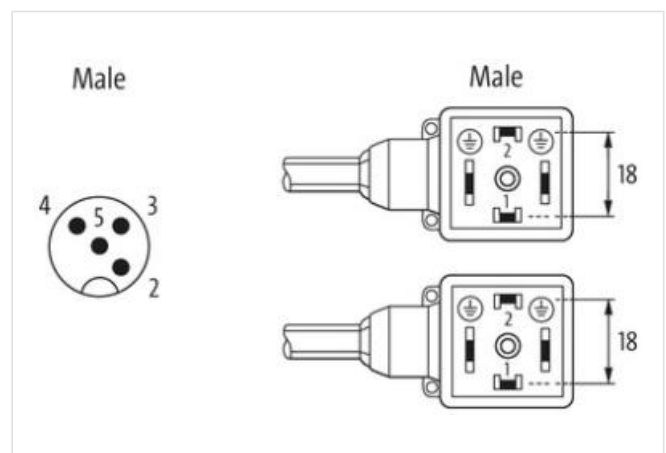
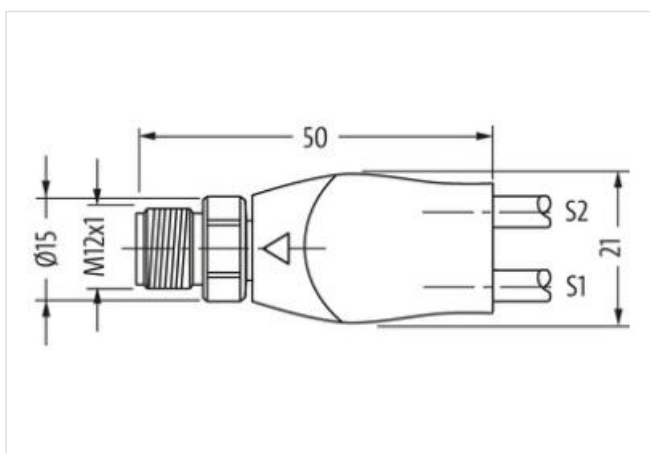
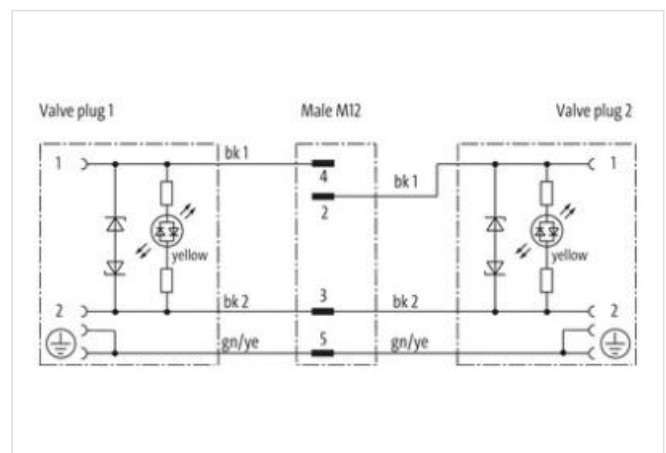



**Y-Distributor M12 male/ MSUD valve plug A-18mm V4A**

PUR 3x0.75 bk UL/CSA+drag ch. 0.6m

Y connector  
 Plastic housings with good resistance against chemicals and oils.  
 Further cable lengths on request.  
 Male straight – male 90°  
 M12, 4-pole  
 A-coded  
 MSUD  
 Form A (18 mm)  
 LED (yellow)  
 Diode/Z-Diode  
 Stainless steel 1.4404 (V4A)

[Link to Product](#)**Illustration**



Product may differ from Image



Cable length	0,6 m
Side 1	
Tightening torque	0,4 Nm
Coating contact	gold plated
Family construction form	M12
Thread	M3
Material contact	Copper alloy
Material	PUR
No. of poles	4
Width across flats	SW13
Side 2	
Tightening torque	0,6 Nm
Coating contact	silver-plated
Family construction form	MSUD
Thread	M12 x 1
Material contact	Copper alloy
Material	PBT
No. of poles	4
Side 3	
Family construction form	MSUD
No. of poles	4
Commercial data	
ECLASS-6.0	27279218
ECLASS-7.0	27279218
ECLASS-8.0	27279218
ECLASS-9.0	27060311
ECLASS-10.1	27060312
ECLASS-11.1	27060312
ECLASS-12.0	27060312
ETIM-5.0	EC001855
customs tariff number	85444290
GTIN	4048879529877

Packaging unit 1

**Electrical data | Supply**

Operating voltage AC	24 V
Operating voltage AC min.	19,2 V
Operating voltage AC max.	28,8 V
Operating voltage DC	24 V
Operating voltage DC min.	18 V
Operating voltage DC max.	30 V
Cut-off peak voltage max.	55 V
Current operating per contact max.	4 A
Current consumption max.	15 mA

**Diagnostics**

Status indication LED yellow

**Device protection | Electrical**

Degree of protection (EN IEC 60529)	IP67
Additional condition protection degree	inserted, screwed
Pollution Degree	3
Rated surge voltage	0,8 kV
Material group (IEC 60664-1)	I
Additional suppressor	Diode, Z-Diode

**Mechanical data**

Contour for corrugated hose without

**Mechanical data | Material data**

Material gasket	PUR
Locking material	Stainless steel 1.4404 (V4A)

**Mechanical data | Mounting data**

Mounting method inserted, screwed

**Environmental characteristics | Climatic**

Operating temperature min.	-25 °C
Operating temperature max.	85 °C
Additional condition temperature range	depending on cable quality

**Conformity**

Product standard DIN EN 61076-2-101 (M12)

**Installation | Cable**

Cable identification	636
Cable Type	3
Printing color of wire insulation	white (isolation black)
Jacket Color	black
Type of Certificate	cURus
Amount stranding	1
Stranding	3 wires twisted
wire arrangement	black 1, black 2, green-yellow
No. of bending cycles (C-track)	10 Mio. @ 25 °C
Cable weight	56,1 g/m
Material jacket	PUR
Shore hardness jacket	90 ± 5 Shore A
Freedom from ingredients (jacket)	lead-free, cadmium-free, CFC-free, halogen-free, silicone-free
Outer-diameter (jacket)	5,9 mm
Tolerance outer diameter (sheath)	± 5 %
Material wire insulation	PP
Amount wires	3

Outer diameter insulation	1,85 mm
Outer diameter tolerance core insulation	± 5 %
Shore hardness wire insulation	70 ± 5 Shore D
Ingredient freeness wire insulation	lead-free, cadmium-free, CFC-free, halogen-free, silicone-free
Printing color of wire insulation	white (isolation black)
Amount strands (wire)	42
Diameter of single wires	0,15 mm
Conductor crosssection (wire)	0,75 mm²
Material conductor wire	Stranded copper wire, bare
Conductor type (wire)	strand class 6
Traversing distance (C-track)	10 m @ 25 °C   horizontal
Current load capacity (standard)	to DIN VDE 0298-4
Current load capacity min. wire	12 A
Electrical resistance line constant wire	26 Ω/km @ 20 °C
Nominal voltage power AC max.	300 V
Power frequency withstand voltage power (wire - jacket)	2,5 kV @ 60 s
AC withstand voltage power (wire - wire)	2,5 kV @ 60 s
Min. operating temperature (static)	-40 °C
Max. operating temperature (fixed)	80 °C / 90 °C @ 10000 h Operation
Operating temperature min. (dynamic)	-25 °C
Operating temperature max. (dynamic)	80 °C / 90 °C @ 10000 h Operation
UV resistance	DIN EN ISO 4892-2 A
Flame resistance	IEC 60332-2-2   UL 1581 § 1100 FT2   UL 1581 § 1090
chemical resistance	Good, application-related testing
Gasoline resistance	Good, application-related testing
Oil resistance	Good, application-related testing   DIN EN 60811-404
Bending radius (fixed)	5 x Outer diameter
Bending radius (dynamic)	10 x Outer diameter
No. of torsion cycles	2 Mio.
Torsion speed	35 cycles/min
Torsion stress	± 180 °/m