

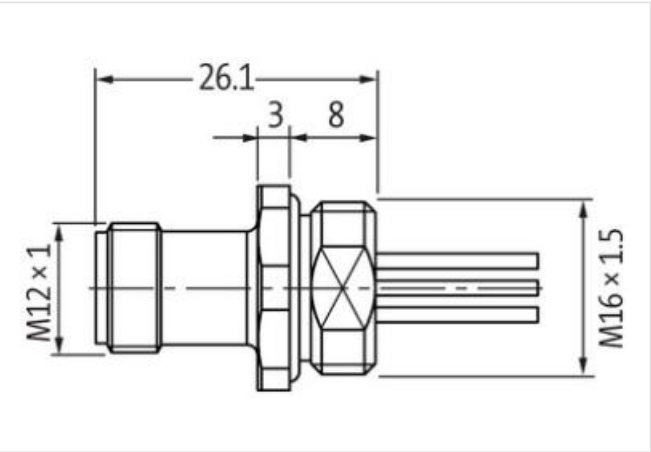
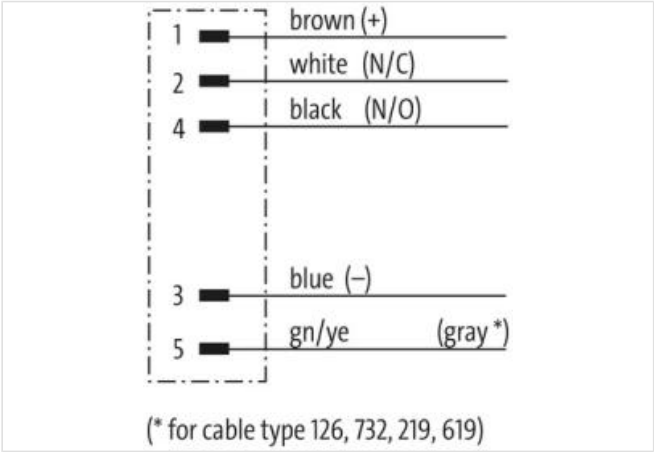
M12 male recept. A-cod. front F&B

PP-wires 5x0.34 1m

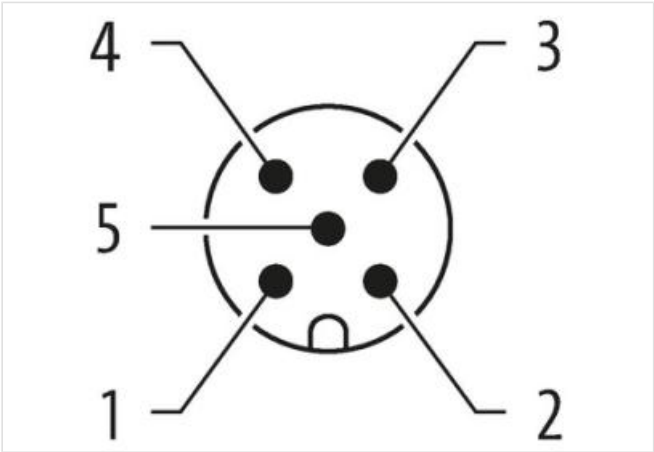
F&B  
Flange male  
M12, 5-pole  
Front mounting  
with multi-strand wire  
Stainless steel 1.4404 (V4A)

Link to Product

Illustration



Product may differ from Image



Cable length	1 m
Side 1	
Tightening torque	0,6 Nm

Coating contact	gold plated
Family construction form	M12
Thread	M12 x 1
Coding	A
Material contact	Copper alloy
No. of poles	5
Degree of protection (EN IEC 60529)	IP67, IP69K

**Side 2**

Coating contact	gold plated
-----------------	-------------

**Commercial data**

ECLASS-6.0	27279218
ECLASS-6.1	27279220
ECLASS-7.0	27440103
ECLASS-8.0	27440103
ECLASS-9.0	27440103
ECLASS-10.1	27440103
ECLASS-11.1	27440103
ECLASS-12.0	27440103
ETIM-5.0	EC001855
customs tariff number	85444290
GTIN	4048879363631
Packaging unit	1

**Electrical data | Supply**

Operating voltage AC max.	125 V
Operating voltage DC max.	125 V
Current operating per contact max.	4 A

**Diagnostics**

Status indication LED	no
-----------------------	----

**Installation | Connection**

Mounting set	M16 x 1.5
Width across flats	SW19

**Device protection | Electrical**

Protection NEMA	3, 4, 6P
Pollution Degree	3
Rated surge voltage	1,5 kV
Material group (IEC 60664-1)	I

**Mechanical data**

Contour for corrugated hose	without
-----------------------------	---------

**Mechanical data | Material data**

Material gasket	EPDM
Material housing	Stainless steel 1.4404 (V4A)
Locking material	Stainless steel 1.4404 (V4A)

**Mechanical data | Mounting data**

Mounting method	inserted, screwed, Shaking protection
-----------------	---------------------------------------

**Environmental characteristics | Climatic**

Operating temperature min.	-25 °C
Operating temperature max.	85 °C
Additional condition temperature range	depending on cable quality

**Important installation notes**

Note on strain relief      Protect the connectors by suitable measures from mechanical loads, e.g. by the usage of cable ties.

Note on bending radius      **Attention:** Observe the permissible bending radii when laying cables, as the IP protection class can be endangered by excessive bending forces.

#### Conformity

Product standard      DIN EN 61076-2-101 (M12)

#### Approvals

UL 50E      yes

#### Resistances | Cable

Cable identification      972

wire arrangement      brown, white, blue, black, gray

Material wire insulation      PUR

Amount wires      5

Outer diameter insulation      1,3 mm

Outer diameter tolerance core insulation       $\pm 5 \%$

Amount strands (wire)      19

Diameter of single wires      0,15 mm

Conductor crosssection (wire)      0,34 mm<sup>2</sup>

Material conductor wire      copper stranded wire, tinned

Conductor type (wire)      Strand class 5

Nominal voltage AC max.      300 V

Electrical resistance line constant wire      58  $\Omega$ /km @ 20 °C

AC withstand voltage (wire - wire)      1,5 kV

Power frequency withstand voltage (wire - jacket)      1,5 kV

Min. operating temperature (static)      -40 °C

Max. operating temperature (fixed)      90 °C

Operating temperature min. (dynamic)      -25 °C

Operating temperature max. (dynamic)      90 °C

Flame resistance      UL 1581 § 1100 FT2 | UL 1581 § 1090 | IEC 60332-2-2

chemical resistance      Good, application-related testing

Gasoline resistance      Good, application-related testing

Oil resistance      Good, application-related testing | DIN EN 60811-404