

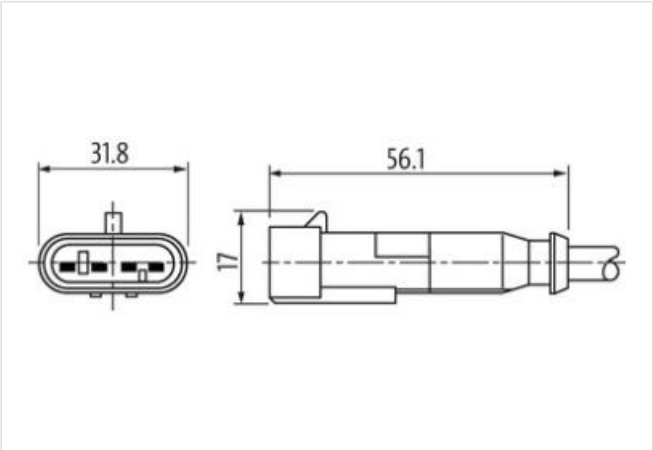
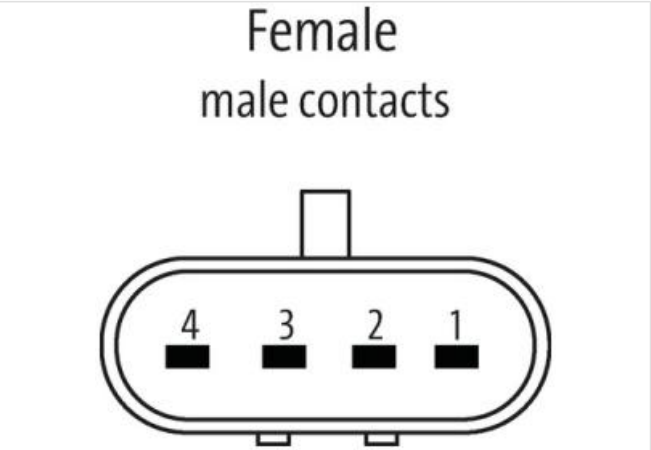
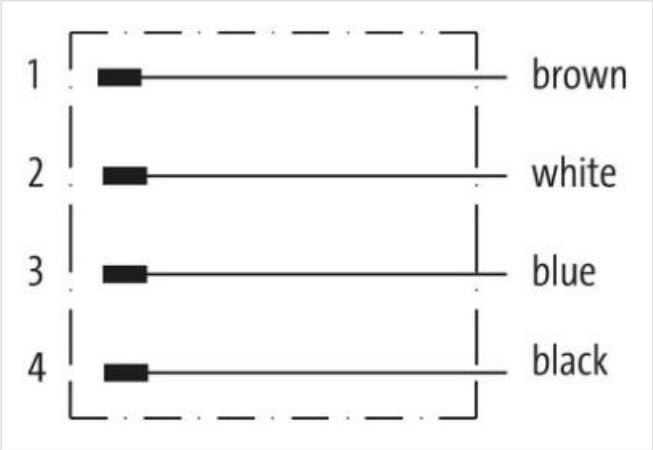
Valve plug MSC SuperSeal male with cable

PUR 4x0.75 bk 20m

Xtreme - Outdoor  
Female straight  
max. 24 V DC  
4-pole  
without components  
without cable sleeves  
Plastic housings with good resistance against chemicals and oils.  
The resistance to aggressive media should be individually tested for your application. Further details on request.  
Further cable lengths on request.

Link to Product

Illustration



Product may differ from Image

Cable length	20 m
Side 1	
Mounting method	inserted
Coating contact	tin-plated
Family construction form	SuperSeal

suitable for corrugated tube (internal Ø)	11 mm
Material contact	Copper alloy
No. of poles	4
<b>Commercial data</b>	
ECLASS-6.0	27279218
ECLASS-6.1	27279218
ECLASS-7.0	27279218
ECLASS-8.0	27279218
ECLASS-9.0	27060312
ECLASS-10.1	27060312
ECLASS-11.1	27060312
ECLASS-12.0	27060312
ETIM-5.0	EC000830
customs tariff number	85444290
GTIN	4048879821308
Packaging unit	1
<b>Electrical data   Supply</b>	
Operating voltage DC max.	24 V
Current operating per contact max.	7 A
<b>Diagnostics</b>	
Status indication LED	no
<b>Installation   Connection</b>	
Family construction form	AMP SuperSeal 1.5
<b>Device protection   Electrical</b>	
Degree of protection (EN IEC 60529)	IP67
Additional condition protection degree	inserted, locked
Pollution Degree	3
Rated surge voltage	1,5 kV
Additional suppressor	without components
<b>Mechanical data   Material data</b>	
Color housing	black
Material gasket	Silicon
Material housing	Plastic
Material overmolding	PUR
<b>Mechanical data   Mounting data</b>	
Looking techniques	Snap-in connector
<b>Environmental characteristics   Climatic</b>	
Operating temperature min.	-40 °C
Operating temperature max.	125 °C
Additional condition temperature range	depending on cable quality
<b>Important installation notes</b>	
Note on strain relief	Protect the connectors by suitable measures from mechanical loads, e.g. by the usage of cable ties.
Note on bending radius	<b>Attention:</b> Observe the permissible bending radii when laying cables, as the IP protection class can be endangered by excessive bending forces.
<b>Installation   Cable</b>	
wire arrangement	brown, black, blue, white
Cable identification	514
Jacket Color	black
Amount stranding	1
Stranding	4 wires twisted

wire arrangement	brown, black, blue, white
Material jacket	PUR
Outer-diameter (jacket)	5,7 mm
Tolerance outer diameter (sheath)	± 5 %
Material wire insulation	PP
Amount wires	4
Outer diameter insulation	1,79 mm
Outer diameter tolerance core insulation	± 5 %
Amount strands (wire)	42
Diameter of single wires	0,15 mm
Conductor crosssection (wire)	0,75 mm²
Material conductor wire	Stranded copper wire, bare
Conductor type (wire)	strand class 6
Nominal voltage AC max.	300 V
Current load capacity (standard)	to DIN VDE 0298-4
Current load capacity min. wire	12 A
Electrical resistance line constant wire	58 Ω/km
Operating temperature min. (dynamic)	-25 °C
Operating temperature max. (dynamic)	80 °C
UV resistance	DIN EN ISO 4892-2 A
Flame resistance	UL 1581 § 1100 FT2   IEC 60332-2-2   UL 1581 § 1090
chemical resistance	Good, application-related testing
Gasoline resistance	Good, application-related testing
Oil resistance	Good, application-related testing   DIN EN 60811-404
Bending radius (dynamic)	6 x Outer diameter
No. of bending cycles (C-track)	2 Mio.