

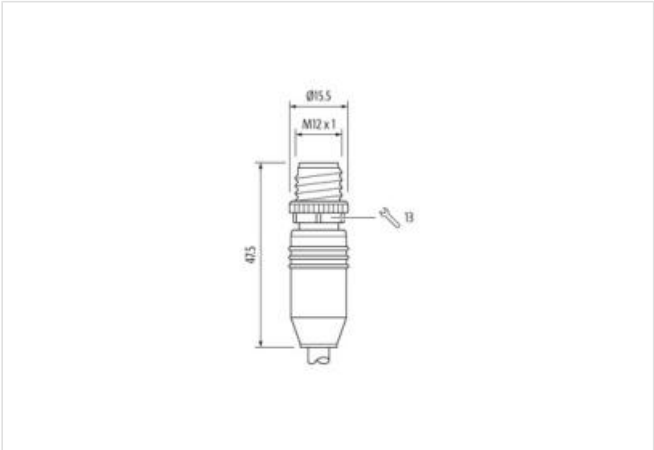
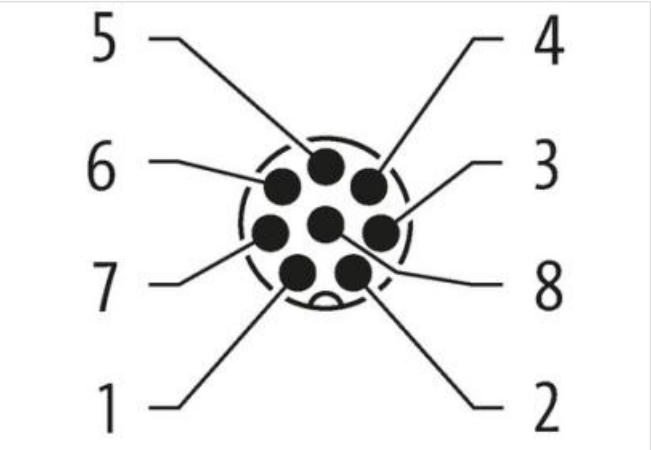
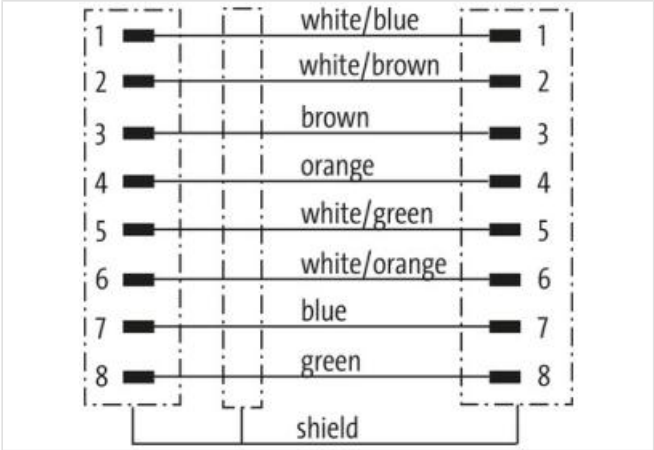
M12 male 0° / M12 male 0° A-cod. shielded

TPE 4x2x24AWG SF/UTP CAT5e bu UL/CSA. CM 7.5m

Ethernet CAT5
Male straight – male straight
M12 – M12, 8-pole
shielded
USA
Cable is approved for 600 V
Plastic housings with good resistance against chemicals and oils.
The resistance to aggressive media should be individually tested for your application. Further details on request.
Further cable lengths on request.

Link to Product

Illustration



Product may differ from Image

| | |
|--------------------------|-------------------|
| Cable length | 7,5 m |
| Side 1 | |
| Mounting method | inserted, screwed |
| Family construction form | M12 |
| No. of poles | 8 |

| | |
|---|---|
| Side 2 | |
| Mounting method | inserted, screwed |
| Family construction form | M12 |
| No. of poles | 8 |
| Commercial data | |
| ECLASS-6.0 | 27061801 |
| ECLASS-7.0 | 27061801 |
| ECLASS-8.0 | 27061801 |
| ECLASS-9.0 | 27061801 |
| ECLASS-10.1 | 27060307 |
| ECLASS-11.1 | 27060307 |
| ECLASS-12.0 | 27060307 |
| ETIM-5.0 | EC002599 |
| customs tariff number | 85444290 |
| GTIN | 4048879603416 |
| Packaging unit | 1 |
| Electrical data Supply | |
| Operating voltage AC max. | 60 V |
| Operating voltage DC max. | 60 V |
| Industrial communication | |
| Transfer parameters | CAT5, Class D (ISO/IEC 11801:2002), (EN 50173-1) |
| Data transmission rate max. | 1000 MBit/s |
| Device protection Electrical | |
| Pollution Degree | 2 |
| Rated surge voltage | 0,8 kV |
| Material group (IEC 60664-1) | I |
| Environmental characteristics Climatic | |
| Operating temperature min. | -25 °C |
| Operating temperature max. | 85 °C |
| Additional condition temperature range | depending on cable quality |
| Important installation notes | |
| Note on strain relief | Protect the connectors by suitable measures from mechanical loads, e.g. by the usage of cable ties. |
| Note on bending radius | Attention: Observe the permissible bending radii when laying cables, as the IP protection class can be endangered by excessive bending forces. |
| Installation Cable | |
| Cable identification | S4W |
| Jacket Color | blue |
| Type of Certificate | cURus |
| Amount stranding | 4 |
| Stranding | 2 wires twisted |
| Stranding (type 2) | 4 Stranded joints twisted |
| Banding | Foil |
| wire arrangement | (orange-white, orange), (blue-white, blue), (brown-white, brown), (green-white, green) |
| Cable weight | 74,8 g/m |
| Material jacket | TPE |
| Freedom from ingredients (jacket) | lead-free, CFC-free |
| Outer-diameter (jacket) | 7,6 mm |
| Tolerance outer diameter (sheath) | ± 5 % |
| Material wire insulation | HDPE |
| Amount wires | 8 |
| Outer diameter insulation | 1,17 mm |
| Outer diameter tolerance core insulation | ± 5 % |

| | |
|---|--|
| Ingredient freeness wire insulation | lead-free, CFC-free |
| Amount strands (wire) | 7 |
| Diameter of single wires | 24 AWG |
| Conductor crosssection (wire) | 24 AWG |
| Material conductor wire | copper stranded wire, tinned |
| Nominal voltage AC max. | 300 V |
| Current load capacity (standard) | to DIN VDE 0298-4 |
| Current load capacity min. wire | 4 A |
| Electrical resistance line constant wire | 59 Ω /km @ 20 °C |
| AC withstand voltage (wire - wire) | 3 kV @ 60 s |
| Electrical capacity line constant (wire - wire) | 49000 pF/km |
| Power frequency withstand voltage (wire - jacket) | 3 kV @ 60 s |
| Min. operating temperature (static) | -40 °C |
| Max. operating temperature (fixed) | 80 °C |
| Operating temperature min. (dynamic) | -5 °C |
| Operating temperature max. (dynamic) | 70 °C |
| Flame resistance | UL 1581 § 1100 FT2 UL 1581 § 1090 IEC 60332-2-2 |
| chemical resistance | Good, application-related testing |
| Gasoline resistance | Good, application-related testing |
| Oil resistance | DIN EN 60811-404 Good, application-related testing |
| Bending radius (fixed) | 5 x Outer diameter |
| Bending radius (dynamic) | 10 x Outer diameter |
| Travel speed (C-track) | 1 Mio. @ 25 °C |
| No. of torsion cycles | 3 Mio. 25 °C |
| Torsion stress | \pm 270 °/m |